



深圳市品成电机有限公司  
Shenzhen Pincheng Motor Co., Ltd



务实  
创新

PRODUCT  
CATALOG  
产品目录

联系  
我们



深圳市坪山新区 坑梓龙田社区龙兴南路104-2号  
网址: WWW.PINCHENGMOTOR.COM  
电话: 0755-2879 9949 0755-2879 9285  
传真: 0755-2879 9811

全国统一热线

0755-2879-9949

合作 共赢 创新 发展  
COOPERATION WIN INNOVATE DEVELOPMENT



QUALITY  
PRODUCTS &  
SATISFACTORY  
SERVICE!

优质产品  
满意服务



# ABOUT US 公司简介



深圳市品成电机有限公司是开发和生产微型电机的专业厂家，具有较强的技术开发能力和制造能力，产品适用于各类灯饰，锁具，美容器材，保健用品，电子玩具以及其它电子设备。公司成立于2007年，占地面积8000余平方米，拥有固定资产1200万元，年生产能力5000万台。现有员工人数500人，公司致力于各类微型直流电机、直流减速电机、直流无刷电机的设计、制造与销售，目前已批量生产的产品有50多个系列，共600多个机种，产品销往欧美，韩国，日本，香港，台湾及东南亚地区。

公司已通过ISO9000质量管理体系，ISO14000环境质量体系，欧盟CE指令，ROHS指令，等质量体系 and 环保认证：公司强化以质量和信誉为中心的生产经营理念，本着真诚的服务和良好的信誉赢得了客户的认同和供应商的支持，使公司步入良性发展！品成公司秉承“诚信务实，立足品质，高效地为客户创造价值”的理念，用心血融铸质量和服务长城，致力于为客户提供更好的产品和服务！



员工总数  
500-1000人



加工设备  
120台



生产流水线  
25条



厂房面积  
8000m<sup>2</sup>



月生产量  
5000000台



研发人员  
20+



# EQUIPMENT PRODUCTIVITY 设备生产力

科技创新  
服务至上



专属定制  
快速供货



高端配置  
专业品质



technological  
innovation



## 高精密全自动化设备及 多条全自动流水线

公司引进多台现代化研发设备、生产设备、检测设备，凭借不断增强的创新能力、突出的灵活定制能力、日趋完善的交付能力赢得了客户的信任与合作。



## A PRECIOUS METAL MOTORS 贵金属电刷电机

01	PC-FF-M10VAV
02	PC-FF-1012VAV
03	PC-FF-M20VAV
04	PC-FF-M30VAV
05	PC-FF-N10VAV
06	PC-FF-N20VAV
07	PC-FF-N30VAV
08	PC-FF-030SAV
09	PC-FF-050SAV
10	PC-RF-020CH
11	PC-RF-130CH
12	PC-FF-130SH
13	PC-FF-180SH
14	PC-RF-300CA
15	PC-RF-300CH
16	PC-RF-310CH
17	PC-RF-370CH
18	PC-RF-500CH
19	PC-RF-530CA



## B CARBON-BRUSH MOTORS 碳刷电机

20	PC-FK-030SAV
21	PC-FK-050SH
22	PC-RK-020CHV
23	PC-RK-130CHV
24	PC-FK-130SH
25	PC-FK-180SH
26	PC-RK-370CH
27	PC-RK-520CA
28	PC-RK-3530SH
29	PC-RK-3540SH
30	PC-RK-360/365SA
31	PC-RK-360/365SH
32	PC-RK-380/385SA
33	PC-RK-380/385SH
34	PC-RK-390/395SA
35	PC-RK-390/395PH
36	PC-RK-540/545SA
37	PC-RK-540/545SH
38	PC-RK-550/555SA
39	PC-RK-550/555SH

## C GEAR-BOX MOTORS 减速电机

40	PC-GM10F-1012VA
41	PC-GM10F-M10VA/M20VA
42	PC-GM12F-N10VA/N20VA
43	PC-GM12F-N20VA/N30VA
44	PC-GM13F-030SA/050SA
45	PC-GM14F-N20VA/N30VA
46	PC-GM16F-030SA/050SA
47	PC-GM20F/K-130SH/180SH
48	PC-GM25F/K-370CH/300CH/330CH
49	PC-GM37K-520SA/555SH
50	PC-GM46K-370CH
51	PC-GM48-500CA/520CA
52	PC-JS30R
53	PC-JS30XF
54	PC-JS30ZFL
55	PC-JS30ZF
56	PC-JS30DF
57	PC-JS40
58	PC-JS50
59	PC-JS50T
60	PC-JS530T
61	PC-JS109-300C
62	PC-JS109-500C

# PRODUCT CATALOG 产品目录

## D PLANETARY GEAR MOTOR 行星减速电机

63	PC-PM16F-030SA
64	PC-PM16F-050SA
65	PC-PM22K-130SH
66	PC-PM22K-180SH
67	PC-PM28K-380SH
68	PC-PM32K-555SH
69	PC-PM36K-555SH
70	PC-PM42K-775SH

# PC-FF-M10VAV

OUTPUT APPROX 0.05-0.5W  
输出功率 约0.05-0.5W

贵金属电刷电机  
Precious metal-brush motors



## 典型应用 Typical Applications

- Beauty equipment / personal care products / health products / toys / model aircraft  
美容器械/个人护理产品/保健产品/玩具/航模
- Security Products: Door lock  
安防产品：门锁

# PC-FF-1012VAV

OUTPUT APPROX 0.05-0.5W  
输出功率 约0.05-0.5W

贵金属电刷电机  
Precious metal-brush motors



## 典型应用 Typical Applications

- Beauty equipment / personal care products / health products / toys / model aircraft  
美容器械/个人护理产品/保健产品/玩具/航模
- Security Products: Door lock  
安防产品：门锁

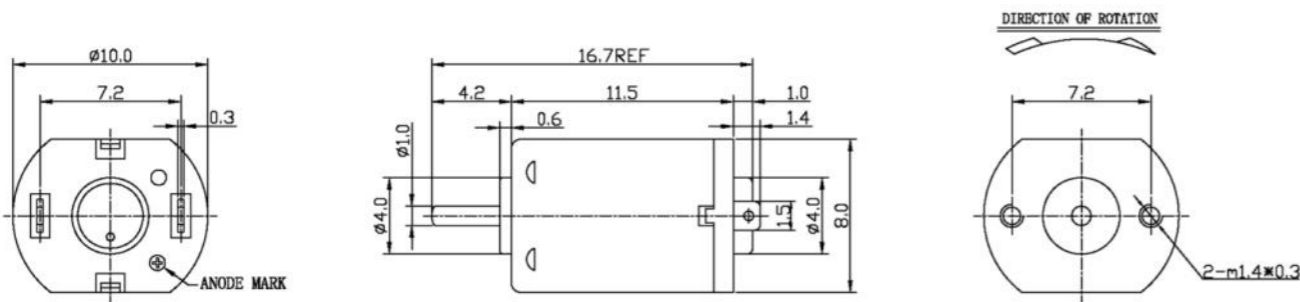
## 电机特性示例 Motor characteristic example

型号 MODEL	电压 VOLTAGE		无负荷 NO LOAD		最大效率点 AT MAXIMUM EFFICIENCY				起动 STALL			
	使用范围 OPERATING RANGE	额定值 NOMINAL	转速 SPEED r/min	电流 CURRENT A	转速 SPEED r/min	电流 CURRENT A	转矩 TORQUE mN.m	g.cm	功率 OUTPUT w	转矩 TORQUE mN.m	g.cm	电流 CURRENT A
PC-FF-M10VAV-09120	1.2-2.0	1.5V	13900	0.063	10000	0.166	0.1	1.2	0.125	0.42	4.3	0.43
PC-FF-M10VAV-07155	1.5-3.5	3.0V	20400	0.05	14900	0.14	0.1	1.2	0.18	0.43	4.4	0.38
PC-FF-M10VAV-06215	1.5-5.5	5.0V	27400	0.05	20000	0.14	0.18	1.8	0.365	0.65	6.6	0.38

## 其他参数：根据客户的需求设计 Other parameters: according to customer demand for design

外形尺寸 Appearance Size

单位:毫米 Unit: mm/



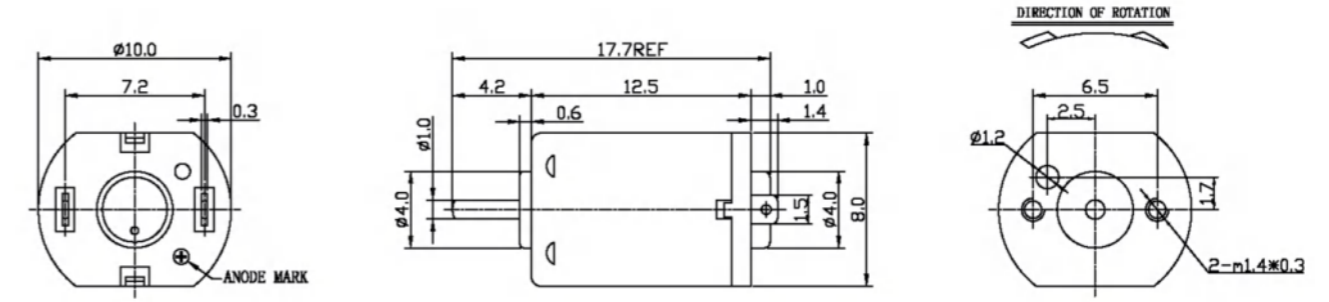
## 电机特性示例 Motor characteristic example

型号 MODEL	电压 VOLTAGE		无负荷 NO LOAD		最大效率点 AT MAXIMUM EFFICIENCY				起动 STALL			
	使用范围 OPERATING RANGE	额定值 NOMINAL	转速 SPEED r/min	电流 CURRENT A	转速 SPEED r/min	电流 CURRENT A	转矩 TORQUE mN.m	g.cm	功率 OUTPUT w	转矩 TORQUE mN.m	g.cm	电流 CURRENT A
PC-FF-1012VAV-1185	1.5-3.0	2.4V	25600	0.106	19460	0.345	0.206	2.1	0.58	0.863	8.8	1.1
PC-FF-1012VAV-09125	3.0-5.0	4.5V	32000	0.065	25300	0.247	0.196	2.0	0.79	0.941	9.6	0.93
PC-FF-1012VAV-08150	4.0-6.0	5.0V	30000	0.07	23100	0.238	0.206	2.1	0.49	0.882	9.0	0.80

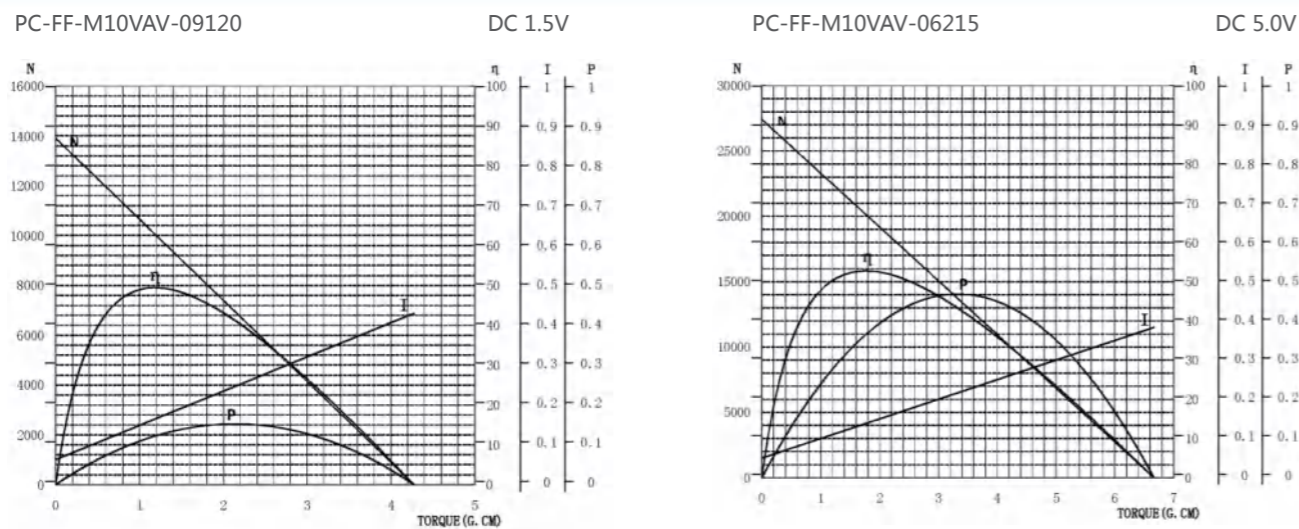
## 其他参数：根据客户的需求设计 Other parameters: according to customer demand for design

外形尺寸 Appearance Size

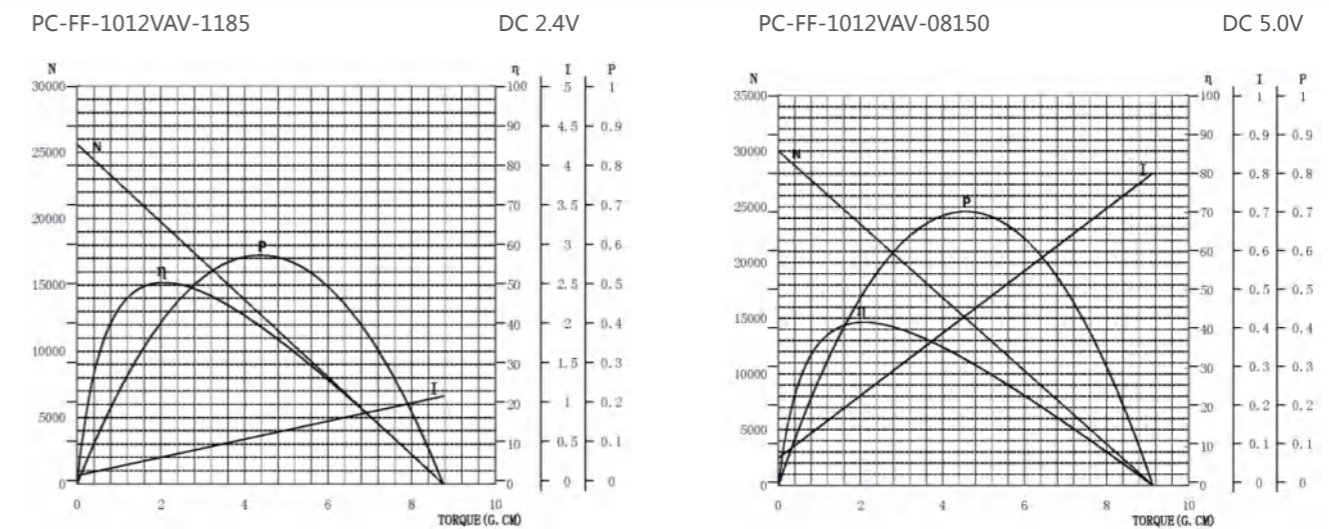
单位:毫米 Unit: mm



## 电机特性(T-N-I曲线) Motor characteristics (T-N-I curve)



## 电机特性(T-N-I曲线) Motor characteristics (T-N-I curve)





# PC-FF-M20VAV

OUTPUT APPROX 0.05-0.5W  
输出功率 约0.05-0.5W

贵金属电刷电机  
Precious metal-brush motors



## 典型应用 Typical Applications

- Beauty equipment / personal care products / health products / toys / model aircraft  
美容器械 / 个人护理产品 / 保健产品 / 玩具 / 航模
- Security Products: Door lock  
安防产品: 门锁

# PC-FF-M30VAV

OUTPUT APPROX 0.05-0.1W  
输出功率 约0.05-0.1W

贵金属电刷电机  
Precious metal-brush motors



## 典型应用 Typical Applications

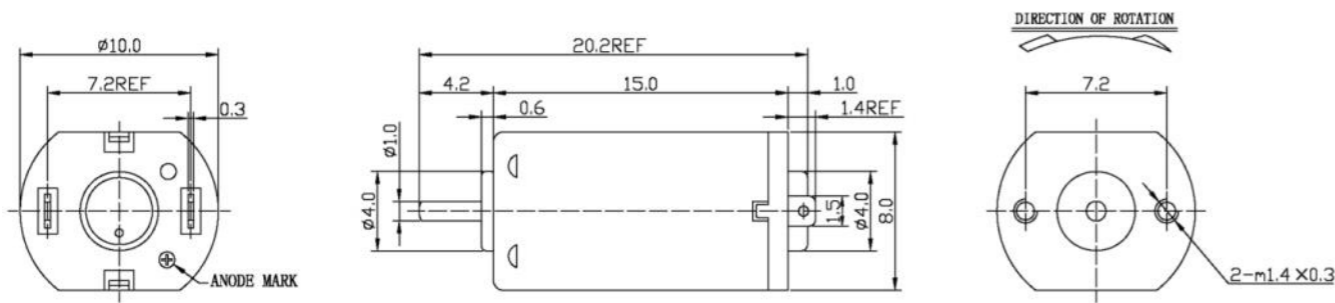
- Beauty equipment / personal care products / health products / toys / model aircraft  
美容器械 / 个人护理产品 / 保健产品 / 玩具 / 航模
- Security Products: Door lock  
安防产品: 门锁

## 电机特性示例 Motor characteristic example

型号 MODEL	电压 VOLTAGE		无负荷 NO LOAD		最大效率点 AT MAXIMUM EFFICIENCY				起动 STALL			
	使用范围 OPERATING RANGE	额定值 NOMINAL	转速 SPEED r/min	电流 CURRENT A	转速 SPEED r/min	电流 CURRENT A	转矩 TORQUE mN.m	g.cm	功率 OUTPUT w	转矩 TORQUE mN.m	g.cm	电流 CURRENT A
PC-FF-M20VAV-09128	2.0-4.0	3.0V	15300	0.04	12240	0.157	0.22	2.2	0.275	1.08	11.0	0.62
PC-FF-M20VAV-09160	3.0-5.0	3.0V	13456	0.034	10665	0.134	0.176	1.8	0.193	0.82	8.4	0.51
PC-FF-M20VAV-08150	3.0-5.0	4.5V	19600	0.038	15484	0.139	0.265	2.7	0.434	1.27	13.0	0.52

其他参数：根据客户的需求设计 Other parameters: according to customer demand for design  
外形尺寸 Appearance Size

单位:毫米 Unit: mm

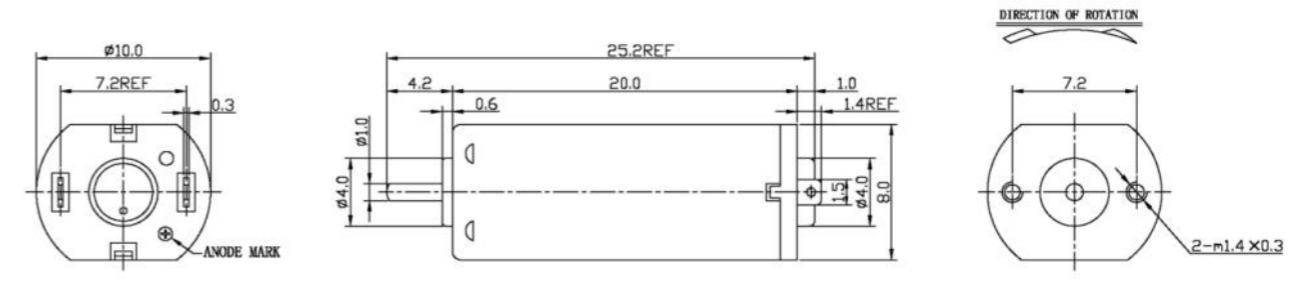


## 电机特性示例 Motor characteristic example

型号 MODEL	电压 VOLTAGE		无负荷 NO LOAD		最大效率点 AT MAXIMUM EFFICIENCY				起动 STALL			
	使用范围 OPERATING RANGE	额定值 NOMINAL	转速 SPEED r/min	电流 CURRENT A	转速 SPEED r/min	电流 CURRENT A	转矩 TORQUE mN.m	g.cm	功率 OUTPUT w	转矩 TORQUE mN.m	g.cm	电流 CURRENT A
PC-FF-M30VAV-1350	1.0-3.0	1.5V	11300	0.08	8815	0.293	0.28	2.9	0.26	1.08	13.0	1.05
PC-FF-M30VAV-07175	3.0-6.0	4.5V	9700	0.025	7370	0.079	0.27	2.8	0.21	1.16	11.8	0.25
PC-FF-M30VAV-07160	4.0-7.0	6.0V	14900	0.027	11771	0.099	1.2	12.2	0.31	1.20	12.2	0.37

其他参数：根据客户的需求设计 Other parameters: according to customer demand for design  
外形尺寸 Appearance Size

单位:毫米 Unit: mm



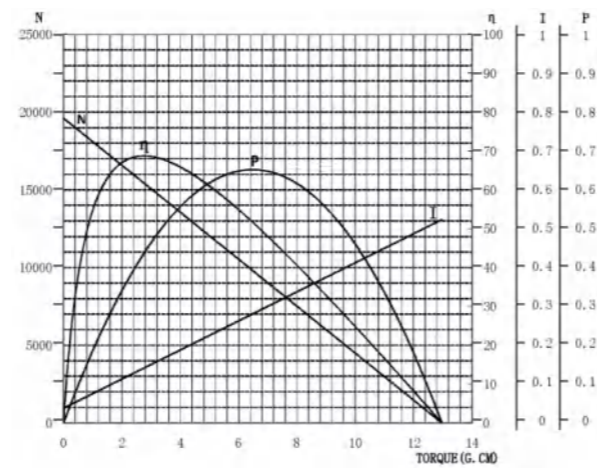
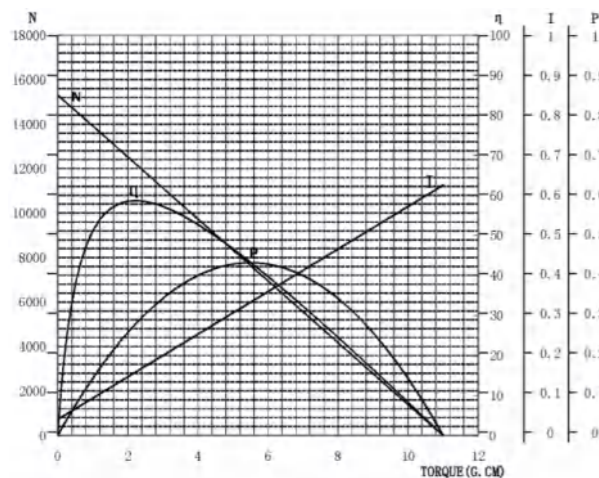
## 电机特性(T-N-I曲线) Motor characteristics (T-N-I curve)

PC-FF-M20VAV-09128

DC 3.0V

PC-FF-M20VAV-08150

DC 4.5V



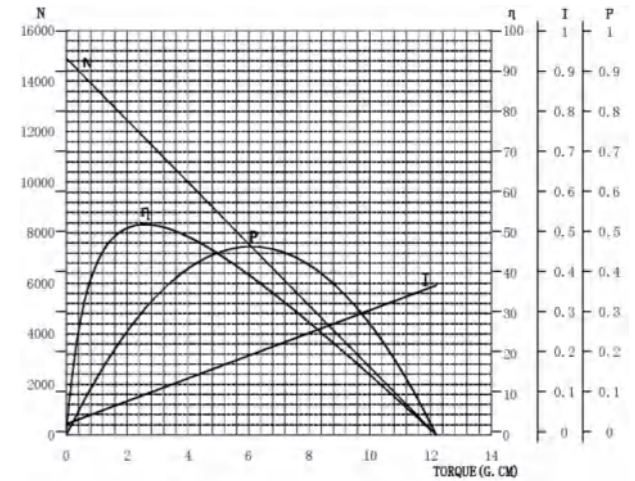
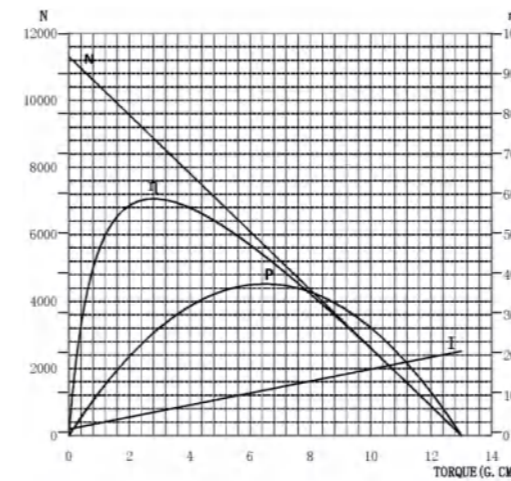
## 电机特性(T-N-I曲线) Motor characteristics (T-N-I curve)

PC-FF-M30VAV-1350

DC 1.5V

PC-FF-M30VAV-07160

DC 6.0V



# PC-FF-N10VAV

OUTPUT APPROX 0.01-1.2W  
输出功率 约0.01-1.2W

贵金属电刷电机  
Precious metal-brush motors



## 典型应用 Typical Applications

- Beauty equipment / personal care products / health products / toys / model aircraft  
美容器械/个人护理产品/保健产品/玩具/航模
- Security Products: Locks / Power Grid Products: Relays, Meters  
安防产品: 锁具/电网产品: 继电器, 电表
- Actuator / Showcase  
致动器/展示台

# PC-FF-N20VAV

OUTPUT APPROX 0.1-1.2W  
输出功率 约0.1-1.2W

贵金属电刷电机  
Precious metal-brush motors



## 典型应用 Typical Applications

- Beauty equipment / personal care products / health products / toys / model aircraft  
美容器械/个人护理产品/保健产品/玩具/航模
- Security Products: Locks / Power Grid Products: Relays / Meters  
安防产品: 锁具/电网产品: 继电器 / 电表
- Actuator / Showcase / Medical Equipment  
致动器 / 展示台 / 医疗设备

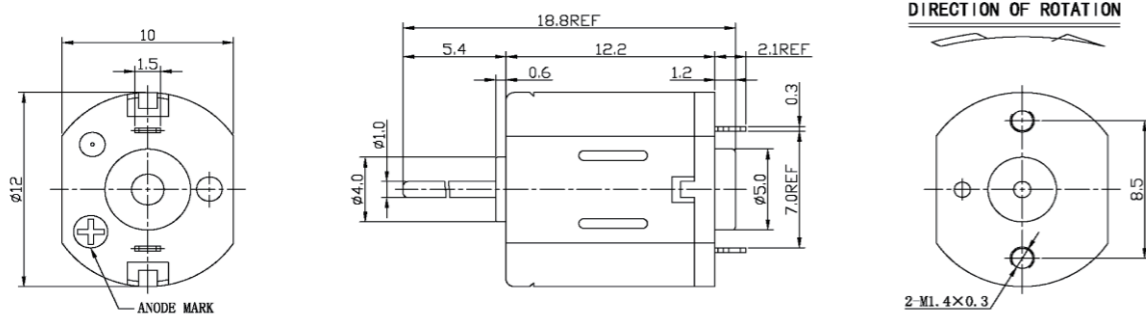
## 电机特性示例 Motor characteristic example

型号 MODEL	电压 VOLTAGE		无负荷 NO LOAD		最大效率点 AT MAXIMUM EFFICIENCY				起动 STALL			
	使用范围 OPERATING RANGE	额定值 NOMINAL	转速 SPEED r/min	电流 CURRENT A	转速 SPEED r/min	电流 CURRENT A	转矩 TORQUE mN.m	功率 OUTPUT w	转矩 TORQUE mN.m	转矩 TORQUE g.cm	电流 CURRENT A	
PC-FF-N10VAV-10180	2.0-4.0	3.0V	16100	0.068	12240	0.22	0.24	2.4	0.3	0.98	10.0	0.71
PC-FF-N10VAV-08260	3.0-5.0	4.5V	16700	0.047	12690	0.15	0.23	2.3	0.3	0.94	9.6	0.47
PC-FF-N10VAV-08300	4.0-7.0	6.0V	19300	0.04	15247	0.145	0.26	2.65	0.4	1.24	12.6	0.54

## 其他参数：根据客户的需求设计 Other parameters: according to customer demand for design

外形尺寸 Appearance Size

单位:毫米 Unit: mm



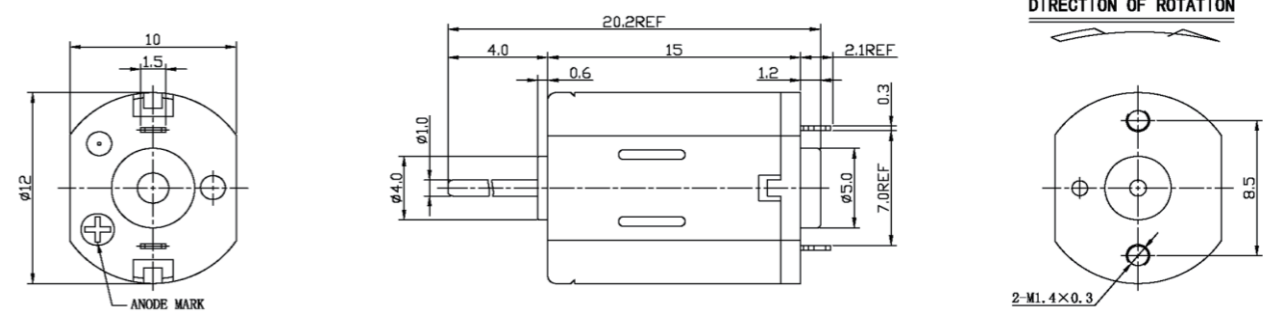
## 电机特性示例 Motor characteristic example

型号 MODEL	电压 VOLTAGE		无负荷 NO LOAD		最大效率点 AT MAXIMUM EFFICIENCY				起动 STALL			
	使用范围 OPERATING RANGE	额定值 NOMINAL	转速 SPEED r/min	电流 CURRENT A	转速 SPEED r/min	电流 CURRENT A	转矩 TORQUE mN.m	功率 OUTPUT w	转矩 TORQUE mN.m	转矩 TORQUE g.cm	电流 CURRENT A	
PC-FF-N20VAV-10190	2.0-4.0	3.0V	12100	0.045	9438	0.154	0.205	2.09	0.202	0.93	9.5	0.54
PC-FF-N20VAV-08260	4.0-6.0	5.0V	14600	0.04	11242	0.134	0.248	2.53	0.292	1.08	11.0	0.45
PC-FF-N20VAV-05450	10.0-13.0	12.0V	15200	0.015	12008	0.058	0.286	2.92	0.360	1.29	13.9	0.22

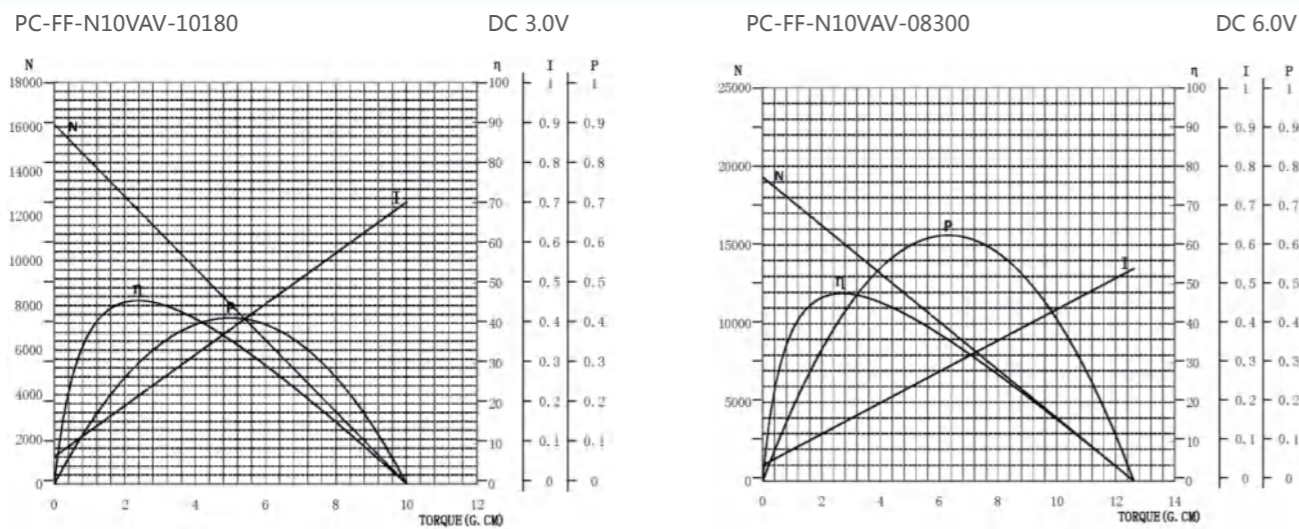
## 其他参数：根据客户的需求设计 Other parameters: according to customer demand for design

外形尺寸 Appearance Size

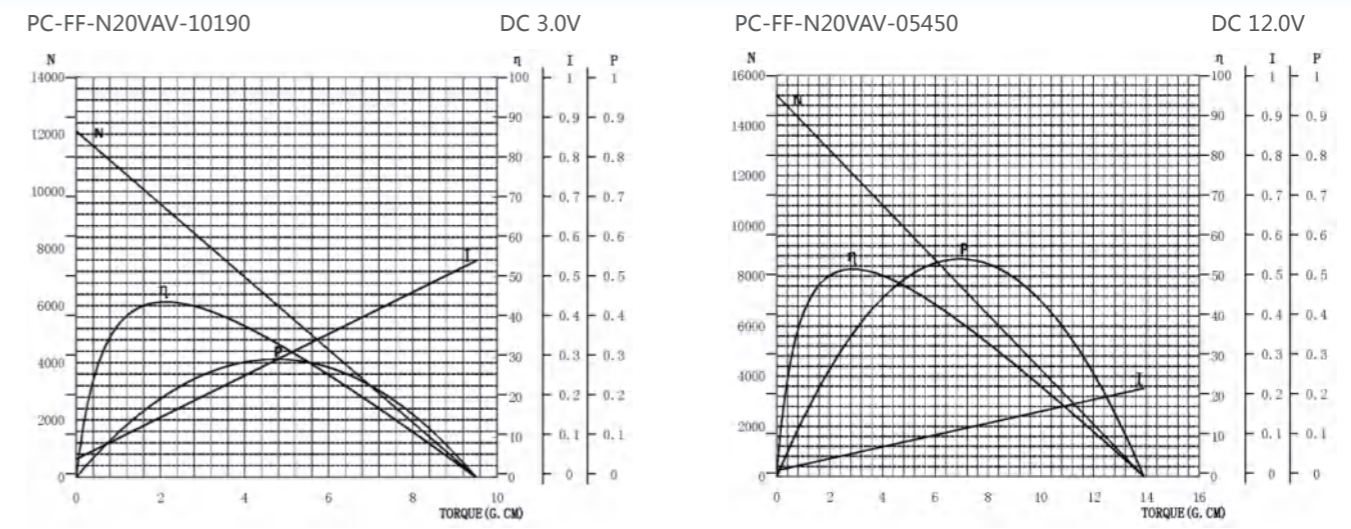
单位:毫米 Unit: mm



## 电机特性(T-N-I曲线) Motor characteristics (T-N-I curve)



## 电机特性(T-N-I曲线) Motor characteristics (T-N-I curve)





# PC-FF-N30VAV

OUTPUT APPROX 0.1-1.2W  
输出功率 约0.1-1.2W

贵金属电刷电机  
Precious metal-brush motors



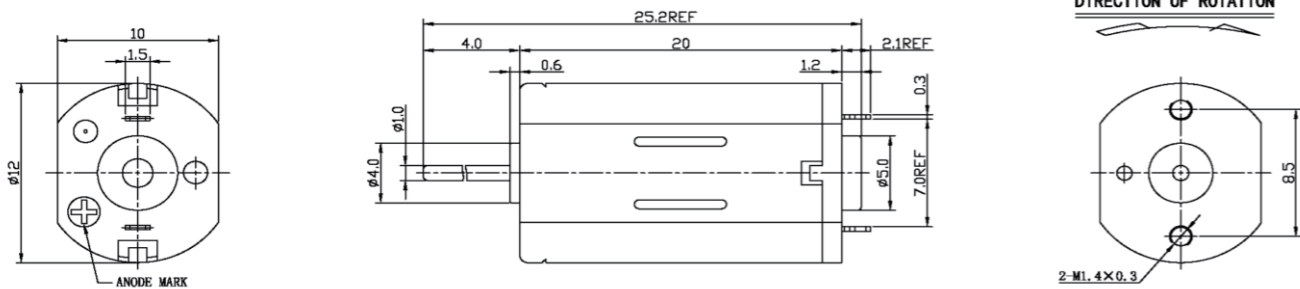
## 典型应用 Typical Applications

- Beauty equipment / personal care products / health products / toys / model aircraft  
美容器械 / 个人护理产品 / 保健产品 / 玩具 / 航模
- Security Products: Locks / Power Grid Products: Relays / Meters  
安防产品:锁具 / 电网产品:继电器 / 电表
- Actuator / Showcase / Medical Equipment  
致动器 / 展示台 / 医疗设备

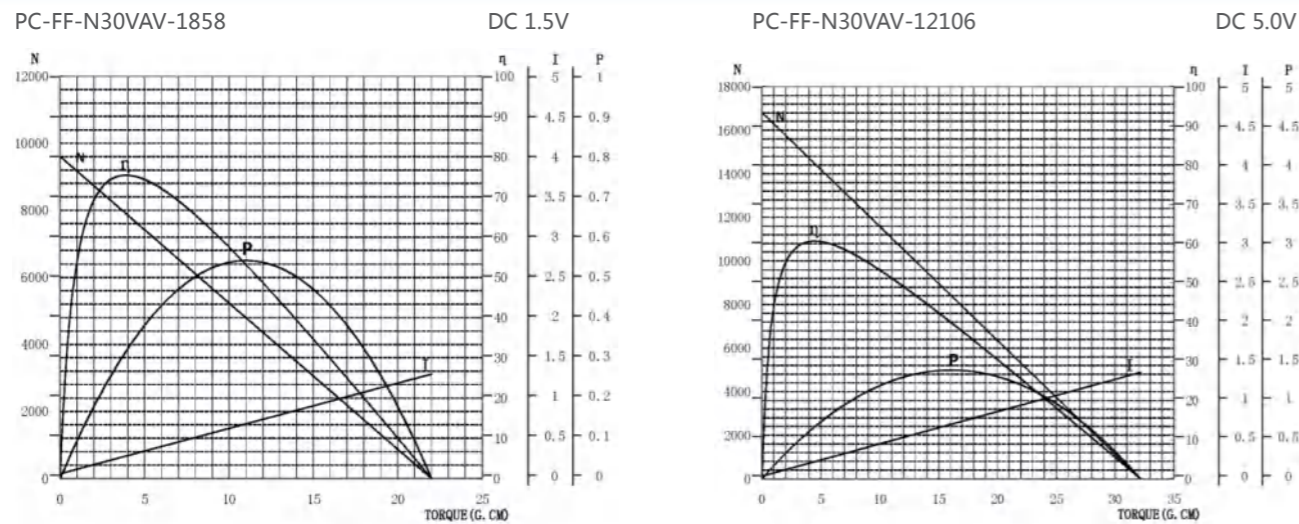
## 电机特性示例 Motor characteristic example

型号 MODEL	电压 VOLTAGE		无负荷 NO LOAD		最大效率点 AT MAXIMUM EFFICIENCY				起动 STALL			
	使用范围 OPERATING RANGE	额定值 NOMINAL	转速 SPEED r/min	电流 CURRENT A	转速 SPEED r/min	电流 CURRENT A	转矩 TORQUE mN.m	g.cm	功率 OUTPUT w	转矩 TORQUE mN.m	g.cm	电流 CURRENT A
PC-FF-N30VAV-1858	1.0-2.5	1.5V	9600	0.06	7860	0.285	0.39	4.0	0.32	2.16	22.0	1.3
PC-FF-N30VAV-09195	1.5-4.0	2.4V	4700	0.017	3670	0.06	0.24	2.4	0.09	1.08	11.0	0.21
PC-FF-N30VAV-12106	4.0-6.0	5.0V	16800	0.035	14450	0.22	0.44	4.5	0.665	3.14	32.2	1.35

其他参数：根据客户的需求设计 Other parameters: according to customer demand for design  
外形尺寸 Appearance Size



## 电机特性(T-N-I曲线) Motor characteristics (T-N-I curve)



# PC-FF-030SAV

OUTPUT APPROX 0.1-1.2W  
输出功率 约0.1-1.2W

贵金属电刷电机  
Precious metal-brush motors



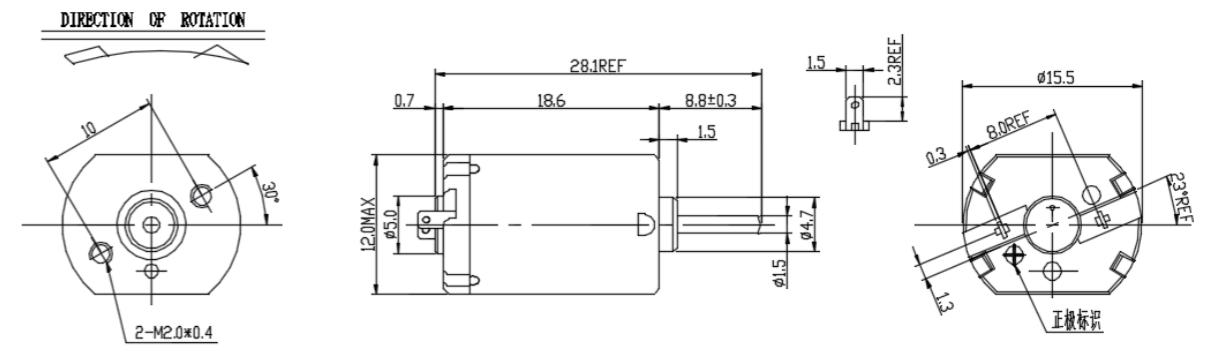
## 典型应用 Typical Applications

- Audio and Visual Equipments: Car DVD / Car CD Player / Camcorder / Camera / Digital Camera  
视听设备: 车载DVD / 车载CD播放器 / 摄像机 / 相机 / 数码相机
- Beauty equipment / personal care products / health products / toys / model aircraft  
美容器械 / 个人护理产品 / 保健产品 / 玩具 / 航模
- Security Products: Locks / Power Grid Products: Relays / Meters  
安防产品:锁具 / 电网产品:继电器 / 电表

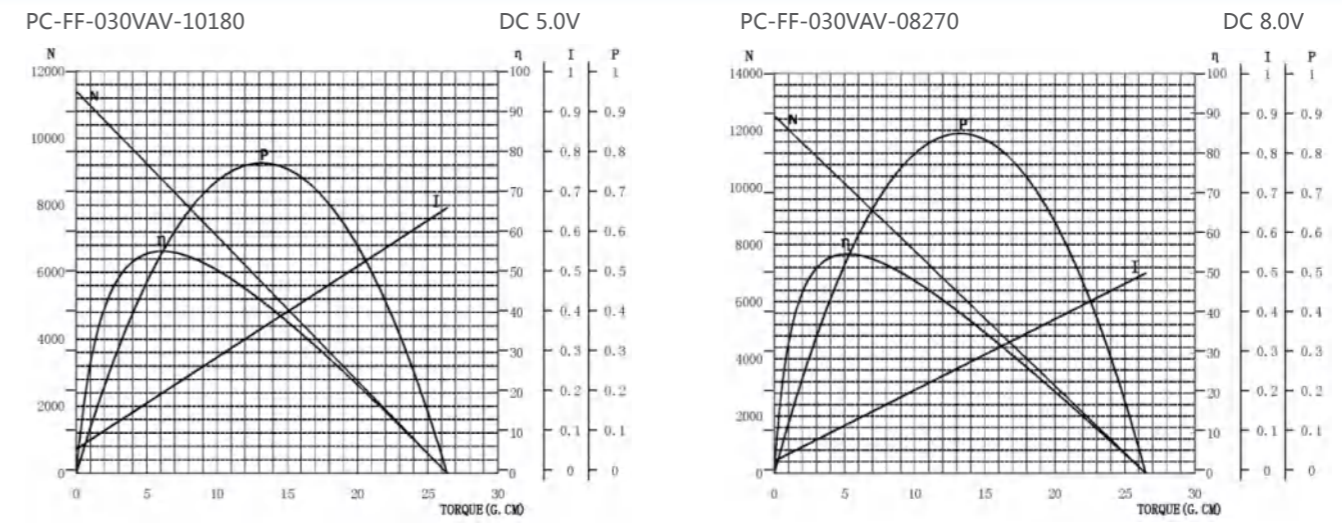
## 电机特性示例 Motor characteristic example

型号 MODEL	电压 VOLTAGE		无负荷 NO LOAD		最大效率点 AT MAXIMUM EFFICIENCY				起动 STALL			
	使用范围 OPERATING RANGE	额定值 NOMINAL	转速 SPEED r/min	电流 CURRENT A	转速 SPEED r/min	电流 CURRENT A	转矩 TORQUE mN.m	g.cm	功率 OUTPUT w	转矩 TORQUE mN.m	g.cm	电流 CURRENT A
PC-FF-030SAV-10180	3.0-6.0	5.0V	11400	0.06	8780	0.198	0.6	6.1	0.77	2.59	26.4	0.66
PC-FF-030SAV-10175	4.0-7.0	6.0V	14600	0.048	11680	0.188	0.53	5.4	1.02	2.67	27.2	0.75
PC-FF-030SAV-08270	6.0-9.0	8.0V	12500	0.03	10000	0.124	0.52	5.3	0.85	2.61	26.6	0.50

其他参数：根据客户的需求设计 Other parameters: according to customer demand for design  
外形尺寸 Appearance Size



## 电机特性(T-N-I曲线) Motor characteristics (T-N-I curve)





# PC-FF-050SAV

OUTPUT APPROX 0.2-1.5W  
输出功率 约0.2-1.5W

贵金属电刷电机  
Precious metal-brush motors



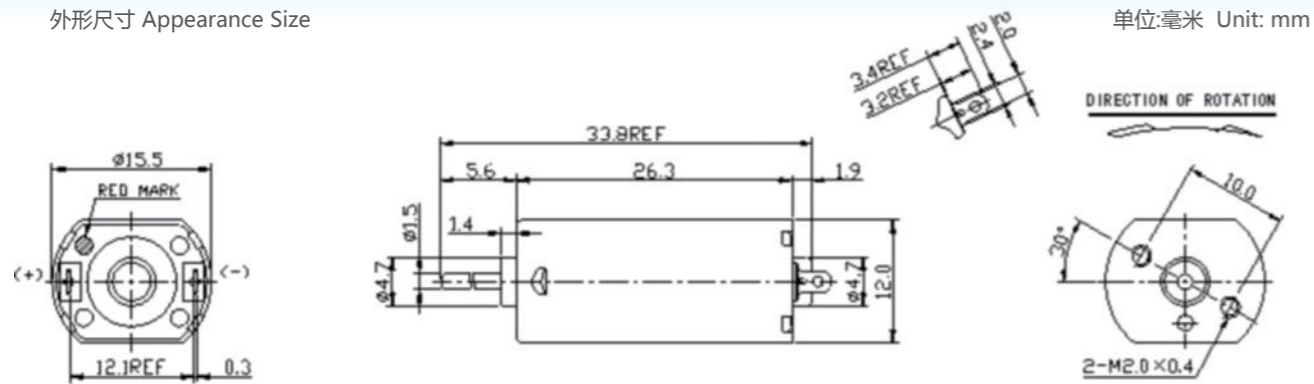
## 典型应用 Typical Applications

- Audio and Visual Equipments: Car DVD / Car CD Player / Camcorder / Camera / Digital Camera  
视听设备: 车载DVD / 车载CD播放器 / 摄像机 / 相机 / 数码相机
- Beauty equipment / personal care products / health products / toys / model aircraft  
美容器械 / 个人护理产品 / 保健产品 / 玩具 / 航模
- Security Products: Locks / Embroidered pen  
安防产品: 锁具 / 纹绣笔

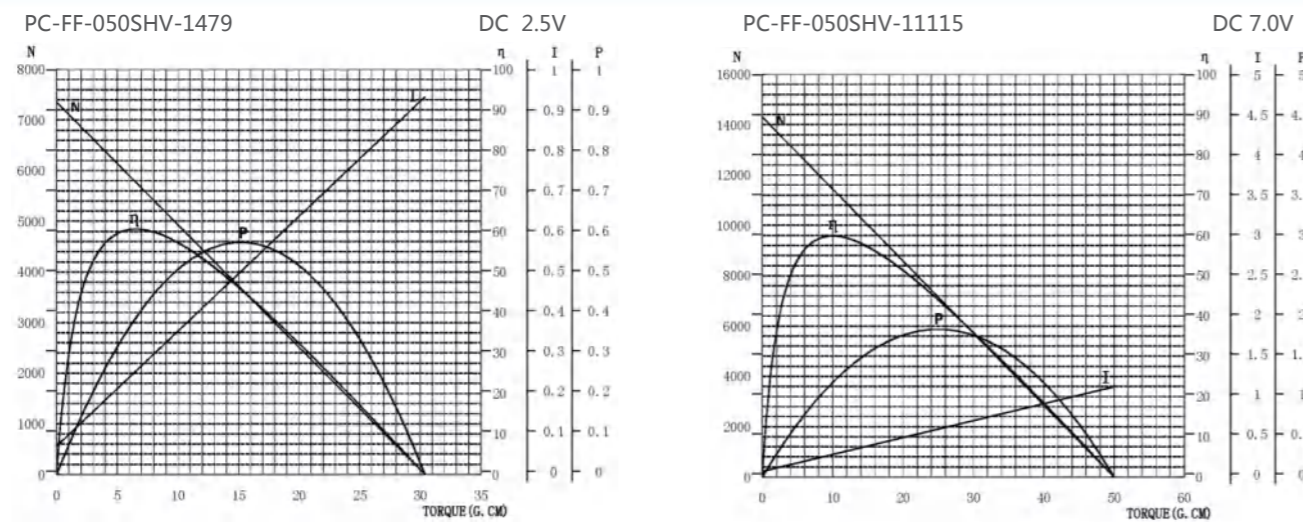
## 电机特性示例 Motor characteristic example

型号 MODEL	电压 VOLTAGE		无负荷 NO LOAD		最大效率点 AT MAXIMUM EFFICIENCY				起动 STALL			
	使用范围 OPERATING RANGE	额定值 NOMINAL	转速 SPEED r/min	电流 CURRENT A	转速 SPEED r/min	电流 CURRENT A	转矩 TORQUE mN.m	g.cm	功率 OUTPUT w	转矩 TORQUE mN.m	g.cm	电流 CURRENT A
PC-FF-050SHV-1479	2.0-4.0	2.5V	7350	0.07	5730	0.26	0.66	6.7	0.395	2.99	30.5	0.93
PC-FF-050SHV-10195	4.0-7.0	6.0V	7520	0.032	5946	0.121	0.7	7.1	0.39	3.33	34.0	0.456
PC-FF-050SHV-11115	6.0-8.0	7.0V	14300	0.07	11440	0.28	0.98	10	1.173	4.9	50.0	1.13

其他参数: 根据客户的需求设计 Other parameters: according to customer demand for design  
外形尺寸 Appearance Size



## 电机特性(T-N-I曲线) Motor characteristics (T-N-I curve)



# PC-RF-020CH

OUTPUT APPROX 0.1-1.2W  
输出功率 约0.1-1.2W

贵金属电刷电机  
Precious metal-brush motors



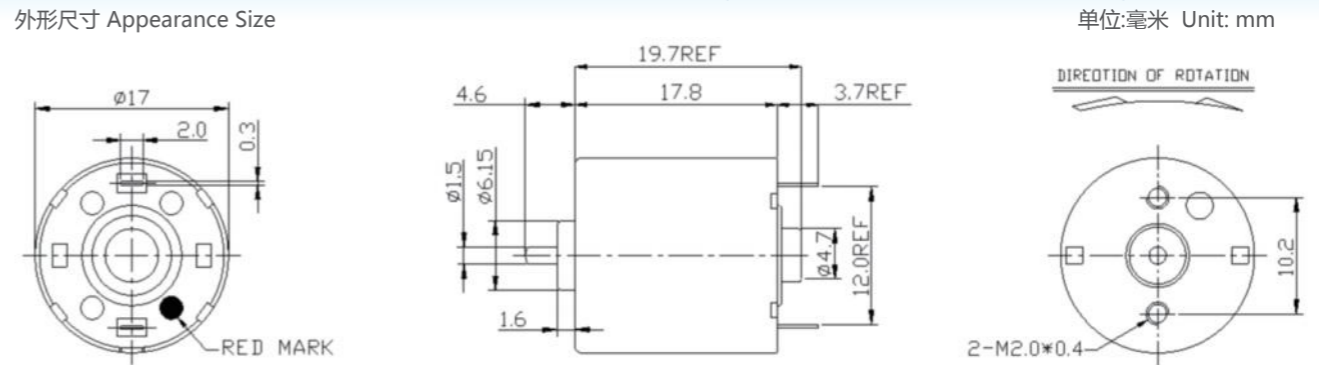
## 典型应用 Typical Applications

- Toys and Models: Radio Control Model / Steering gear  
玩具和模型: 无线电控制模型 / 舵机

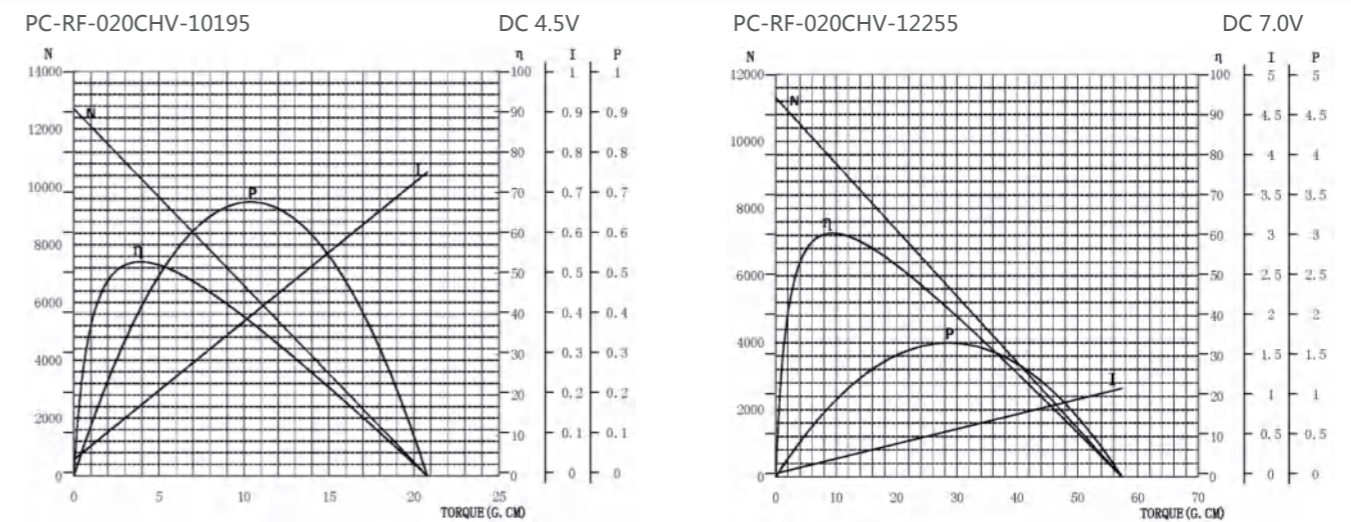
## 电机特性示例 Motor characteristic example

型号 MODEL	电压 VOLTAGE		无负荷 NO LOAD		最大效率点 AT MAXIMUM EFFICIENCY				起动 STALL			
	使用范围 OPERATING RANGE	额定值 NOMINAL	转速 SPEED r/min	电流 CURRENT A	转速 SPEED r/min	电流 CURRENT A	转矩 TORQUE mN.m	g.cm	功率 OUTPUT w	转矩 TORQUE mN.m	g.cm	电流 CURRENT A
PC-RF-020CHV-10195	2.0-5.0	4.5V	12700	0.040	10287	0.175	0.387	3.95	0.413	2.02	20.6	0.75
PC-RF-020CHV-14215	3.0-5.0	4.5V	10900	0.055	8940	0.250	0.61	6.2	0.56	3.40	34.2	1.15
PC-RF-020CHV-12255	5.0-8.0	7.0V	11300	0.042	9492	0.211	0.90	9.2	0.894	5.63	57.4	1.10

其他参数: 根据客户的需求设计 Other parameters: according to customer demand for design  
外形尺寸 Appearance Size



## 电机特性(T-N-I曲线) Motor characteristics (T-N-I curve)









# PC-FF-180SH

OUTPUT APPROX 0.1-3.5W  
输出功率 约0.1-3.5W

贵金属电刷电机  
Precious metal-brush motors



## 典型应用 Typical Applications

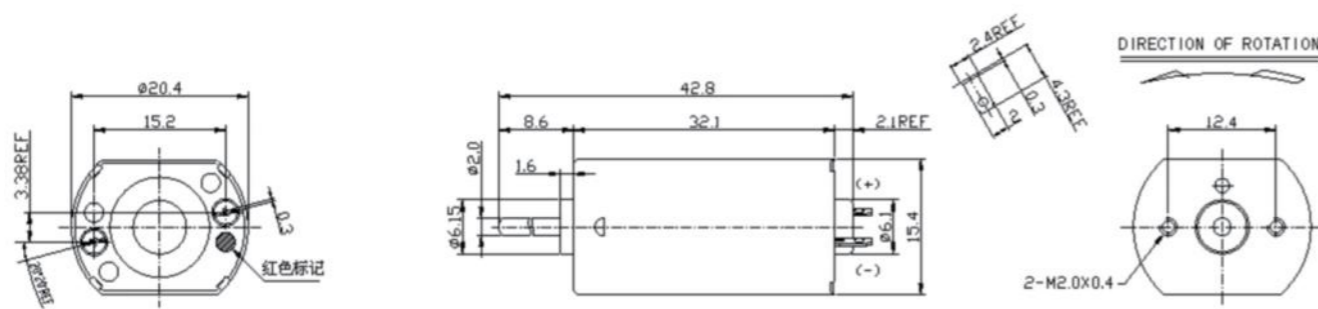
- Audio and Visual Equipments: CD Player / Cassette Adapter  
视听设备：光盘播放机 / 盒式磁带录音机
- Home Appliances: Electric Shaver / Tooth brush  
家用电器：电动剃须刀 / 牙刷
- Automotive Products: Conditioning Samper Actuator  
自动化产品：空调潮湿调节器

## 电机特性示例 Motor characteristic example

型号 MODEL	电压 VOLTAGE		无负荷 NO LOAD		最大效率点 AT MAXIMUM EFFICIENCY				起动 STALL			
	使用范围 OPERATING RANGE	额定值 NOMINAL	转速 SPEED r/min	电流 CURRENT A	转速 SPEED r/min	电流 CURRENT A	转矩 TORQUE mN.m	功率 OUTPUT g.cm	转矩 TORQUE mN.m	转矩 TORQUE g.cm	电流 CURRENT A	
PC-FF-180SHV-2863	1.0-3.0	2.4V	6800	0.20	5650	0.950	2.60	26.5	1.54	15.30	156.0	4.60
PC-FF-180SHV-18135	4.0-6.0	5.0V	7046	0.047	5917	0.246	1.61	16.5	0.81	10.08	102.9	1.29
PC-FF-180SHV-13290	9.0-13.0	12.0V	7000	0.03	5950	0.16	2.03	20.7	1.26	13.53	138.0	0.90

其他参数：根据客户的需求设计 Other parameters: according to customer demand for design  
外形尺寸 Appearance Size


单位:毫米 Unit: mm



# PC-RF-300CA

OUTPUT APPROX 0.1-0.5W  
输出功率 约0.1-0.5W

贵金属电刷电机  
Precious metal-brush motors



## 典型应用 Typical Applications

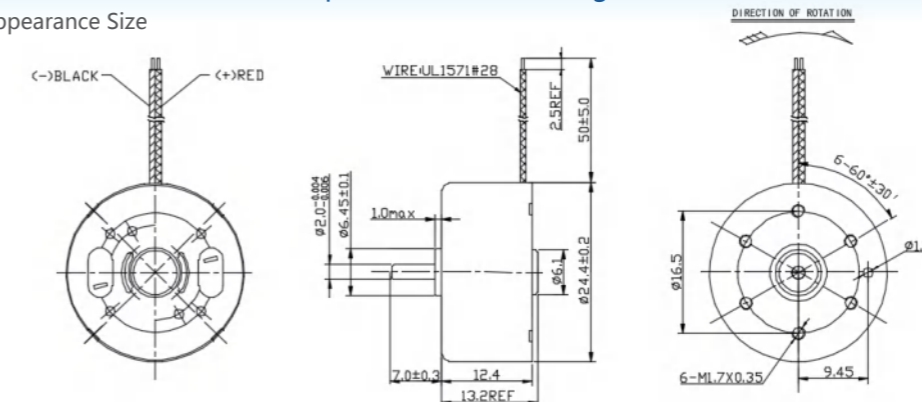
- Audio and visual equipments: CD Player / Headphone Stereo / DVD Player  
音频和视频设备：光盘播放器 / 立体声耳机 / DVD播放器
- Office Automation Equipments: CD-ROM  
办公自动化设备：CD-ROM
- Other industrial: Air Freshener / Lighting  
其它工业产品：空气清新 / 灯饰

## 电机特性示例 Motor characteristic example

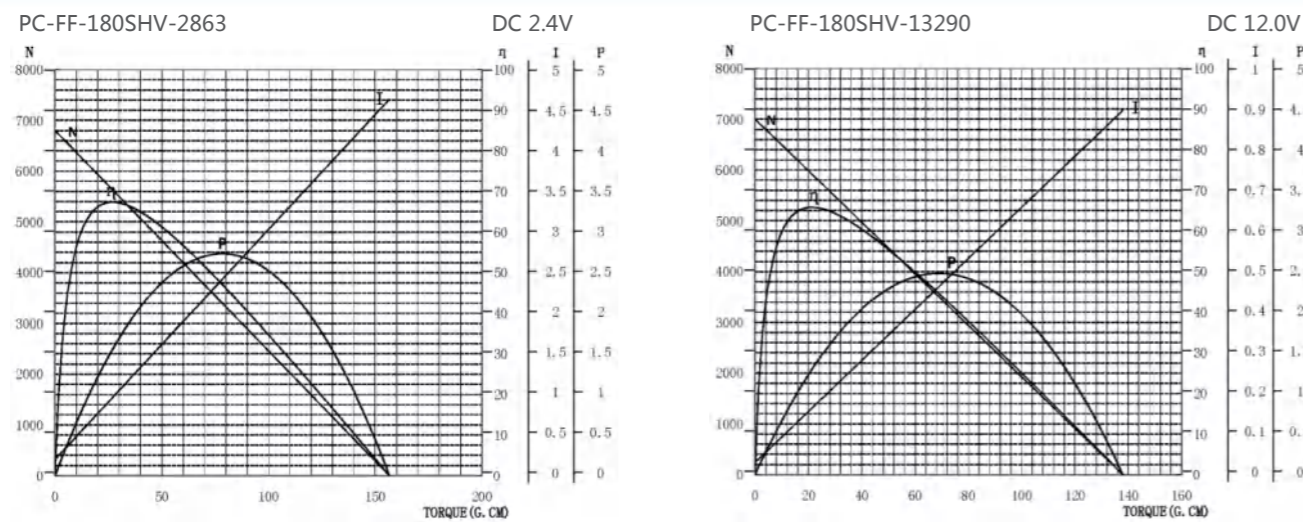
型号 MODEL	电压 VOLTAGE		无负荷 NO LOAD		最大效率点 AT MAXIMUM EFFICIENCY				起动 STALL			
	使用范围 OPERATING RANGE	额定值 NOMINAL	转速 SPEED r/min	电流 CURRENT A	转速 SPEED r/min	电流 CURRENT A	转矩 TORQUE mN.m	功率 OUTPUT g.cm	转矩 TORQUE mN.m	转矩 TORQUE g.cm	电流 CURRENT A	
PC-RF-300CAV-12395	2.0-4.0	3.0V	3850	0.023	3080	0.088	0.41	4.2	0.13	2.06	21.0	0.35
PC-RF-300CAV-11410	2.0-4.0	3.0V	3500	0.018	2765	0.069	0.40	4.1	0.12	1.92	19.6	0.26
LRF-300CAV-08700	3.0-6.0	4.5V	2500	0.01	1875	0.027	0.28	2.9	0.06	1.12	11.4	0.08

其他参数：根据客户的需求设计 Other parameters: according to customer demand for design  
外形尺寸 Appearance Size

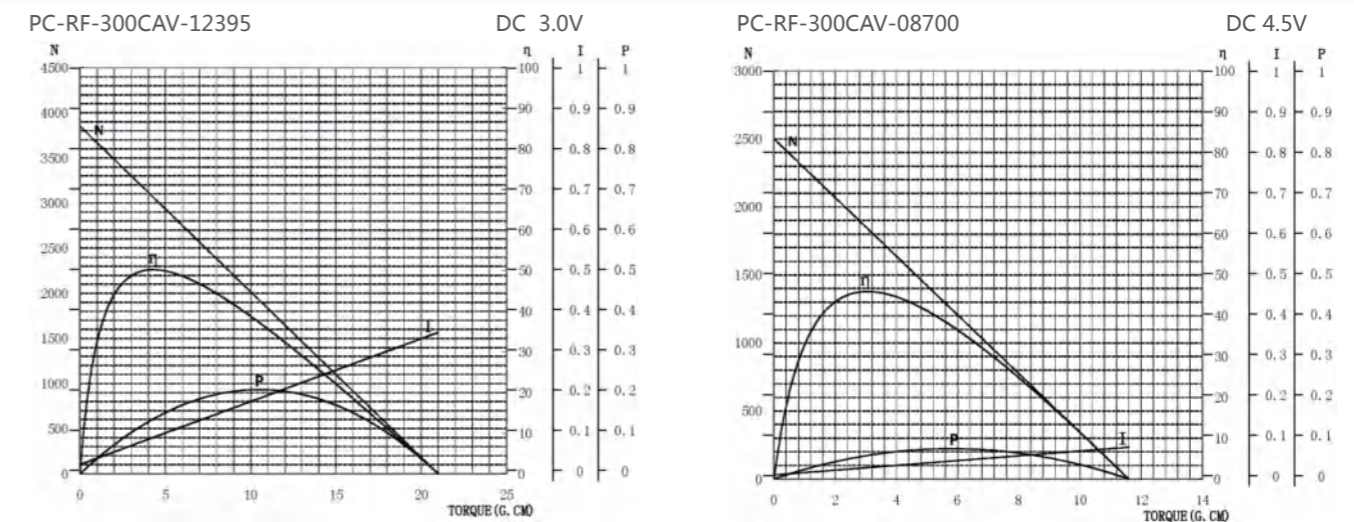
单位:毫米 Unit: mm



## 电机特性(T-N-I曲线) Motor characteristics (T-N-I curve)



## 电机特性(T-N-I曲线) Motor characteristics (T-N-I curve)





# PC-RF-300CH

OUTPUT APPROX 0.1-0.5W  
输出功率 约0.1-0.5W

贵金属电刷电机  
Precious metal-brush motors



## 典型应用 Typical Applications

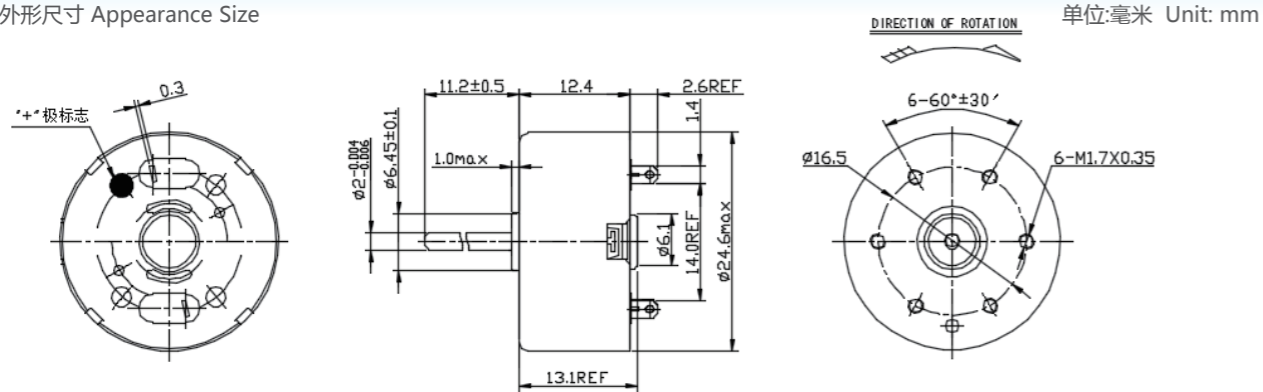
- Audio and visual equipments: CD Player / Headphone Stereo / DVD Player  
音频和视频设备：光盘播放器 / 立体声耳机 / DVD播放器
- Office Automation Equipments: CD-ROM  
办公自动化设备：CD-ROM
- Other industrial: Air Freshener / Display  
其它工业产品：空气清新 / 显示器

## 电机特性示例 Motor characteristic example

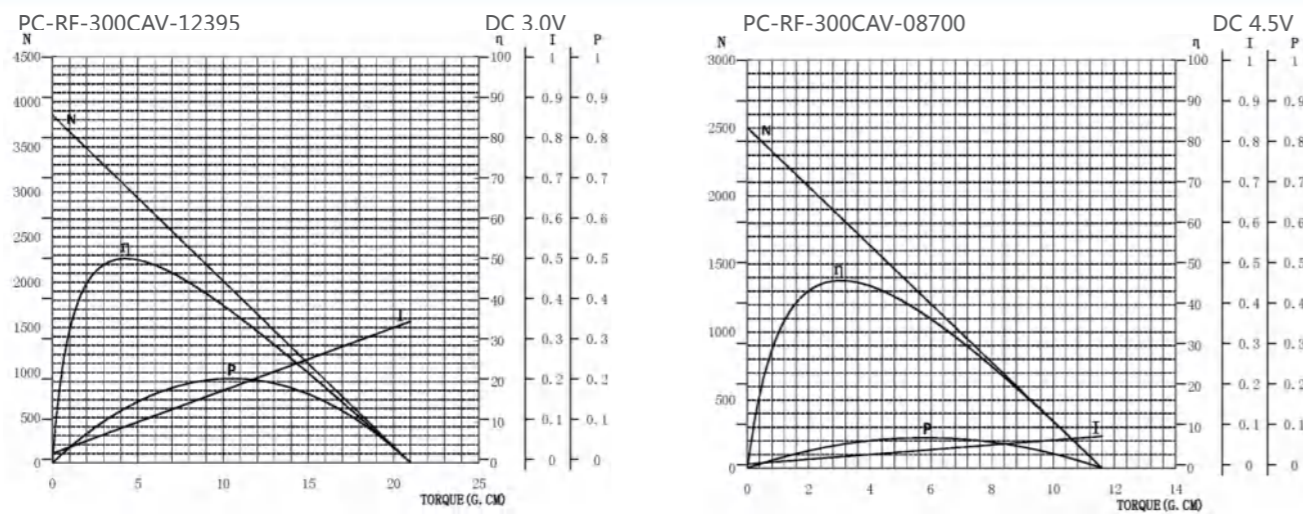
型号 MODEL	电压 VOLTAGE		无负荷 NO LOAD		最大效率点 AT MAXIMUM EFFICIENCY				起动 STALL			
	使用范围 OPERATING RANGE	额定值 NOMINAL	转速 SPEED r/min	电流 CURRENT A	转速 SPEED r/min	电流 CURRENT A	转矩 TORQUE mN.m	g.cm	功率 OUTPUT w	转矩 TORQUE mN.m	g.cm	电流 CURRENT A
PC-RF-300CAV-12395	2.0-4.0	3.0V	3850	0.023	3080	0.088	0.41	4.2	0.13	2.06	21.0	0.35
PC-RF-300CAV-11410	2.0-4.0	3.0V	3500	0.018	2765	0.069	0.40	4.1	0.12	1.92	19.6	0.26
PC-RF-300CAV-08700	3.0-6.0	4.5V	2500	0.01	1875	0.027	0.28	2.9	0.06	1.12	11.4	0.08

## 其他参数：根据客户的需求设计 Other parameters: according to customer demand for design

外形尺寸 Appearance Size



## 电机特性(T-N-I曲线) Motor characteristics (T-N-I curve)



# PC-RF-310CH

OUTPUT APPROX 0.01-0.6W  
输出功率 约0.01-0.6W

贵金属电刷电机  
Precious metal-brush motors



## 典型应用 Typical Applications

- Audiovisual equipment: volume potentiometer  
视听设备：音量电位器
- Office Automation Equipments: CD-ROM  
办公自动化设备：CD-ROM
- Other industrial: Air Freshener / Display  
其它工业产品：空气清新 / 显示器

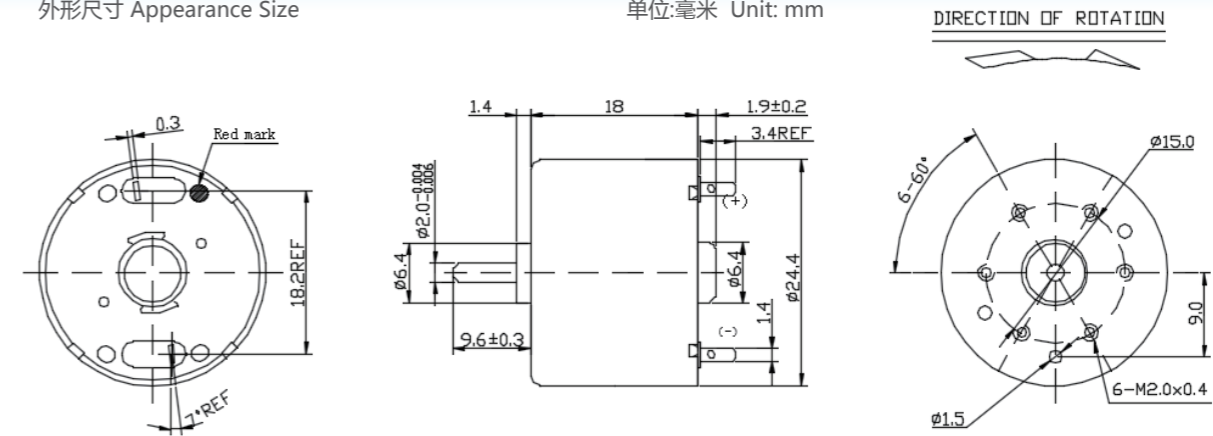
## 电机特性示例 Motor characteristic example

型号 MODEL	电压 VOLTAGE		无负荷 NO LOAD		最大效率点 AT MAXIMUM EFFICIENCY				起动 STALL			
	使用范围 OPERATING RANGE	额定值 NOMINAL	转速 SPEED r/min	电流 CURRENT A	转速 SPEED r/min	电流 CURRENT A	转矩 TORQUE mN.m	g.cm	功率 OUTPUT w	转矩 TORQUE mN.m	g.cm	电流 CURRENT A
PC-RF-330CHV-11360	2.5-4.5	3.4V	3500	0.02	2800	0.077	0.50	5.1	0.15	2.49	25.4	0.31
PC-RF-330CHV-11440	9.0-13.0	12.0V	5800	0.017	4580	0.062	0.77	7.9	0.37	3.67	37.4	0.23

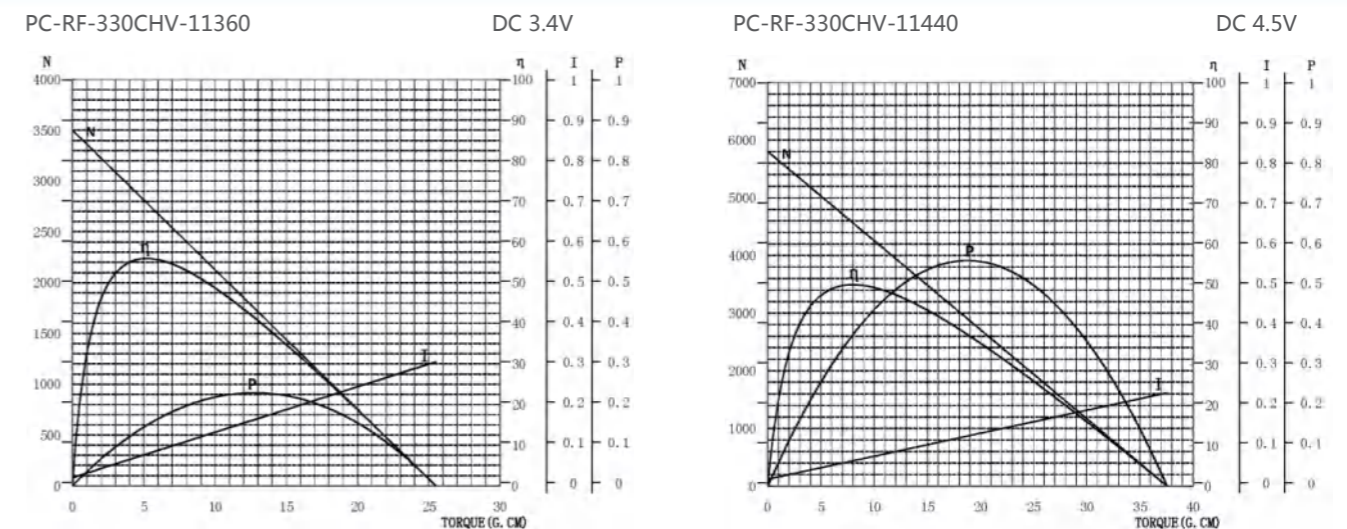
## 其他参数：根据客户的需求设计 Other parameters: according to customer demand for design

外形尺寸 Appearance Size

单位:毫米 Unit: mm



## 电机特性(T-N-I曲线) Motor characteristics (T-N-I curve)





# PC-RF-370CH

OUTPUT APPROX 0.1-2.0W  
输出功率 约0.1-2.0W

贵金属电刷电机  
Precious metal-brush motors



## 典型应用 Typical Applications

- Audiovisual equipment: CD Player / VCR  
视听设备：光盘播放器 / 视频磁带录音机
- Home Appliances: Kitchen Appliance / Blood Pressure Meter  
家用电器：厨房电器 / 血压计
- Automotive products: air conditioning fan regulator  
汽车产品：空调风扇调节器

# PC-RF-500CH

OUTPUT APPROX 0.03-1.5W  
输出功率 约0.03-1.5W

贵金属电刷电机  
Precious metal-brush motors



## 典型应用 Typical Applications

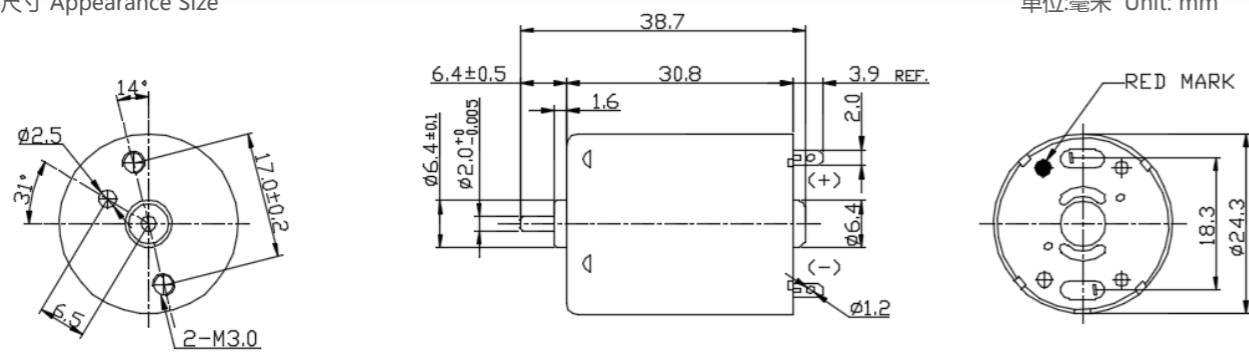
- Audiovisual equipment: CD Player / VCR  
视听设备：光盘播放器 / 视频磁带录音机
- Household appliances: humidifier / fragrance machine / mini fan / stirrer  
家用电器：加湿器 / 飘香机 / 迷你风扇 / 搅拌机

## 电机特性示例 Motor characteristic example

型号 MODEL	电压 VOLTAGE		无负荷 NO LOAD		最大效率点 AT MAXIMUM EFFICIENCY				起动 STALL			
	使用范围 OPERATING RANGE	额定值 NOMINAL	转速 SPEED r/min	电流 CURRENT A	转速 SPEED r/min	电流 CURRENT A	转矩 TORQUE mN.m	g.cm	功率 OUTPUT w	转矩 TORQUE mN.m	g.cm	电流 CURRENT A
PC-RF-370CHV-20140	4.0-7.0	6.0V	7300	0.055	6280	0.360	2.12	21.6	1.388	15.1	154.0	2.24
PC-RF-370CHV-11670	9.0-13.0	12.0V	3037	0.011	2533	0.055	2.1	20.9	0.430	12.4	126.2	0.28
PC-RF-370CHV-15370	9.0-13.0	12.0V	5600	0.022	4870	0.150	2.0	20.5	1.026	15.5	158.0	1.00

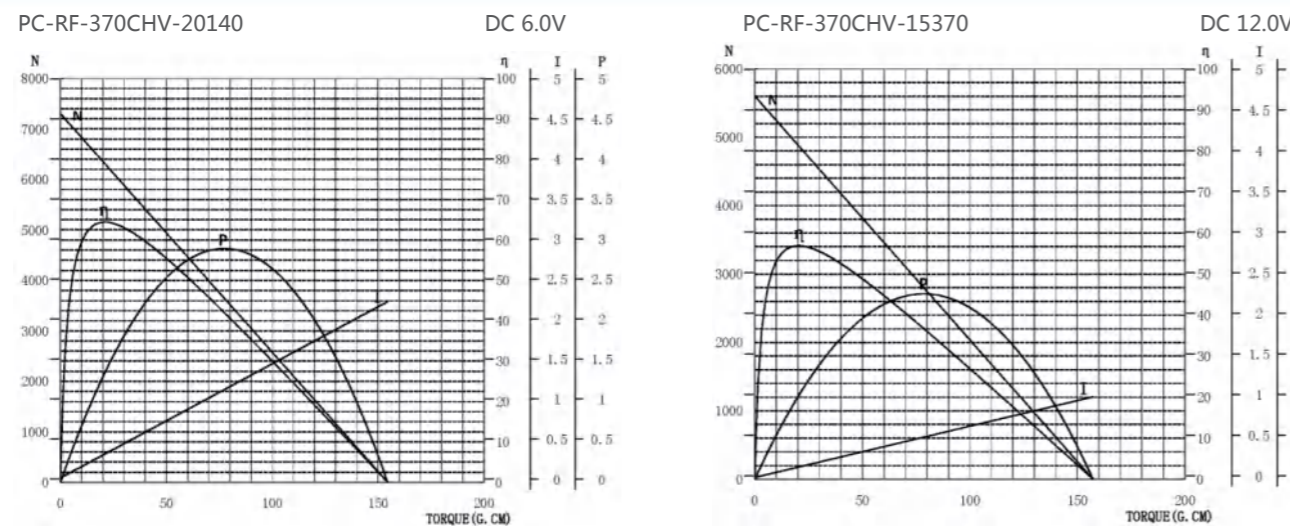
## 其他参数：根据客户的需求设计 Other parameters: according to customer demand for design

外形尺寸 Appearance Size



单位:毫米 Unit: mm

## 电机特性(T-N-I曲线) Motor characteristics (T-N-I curve)

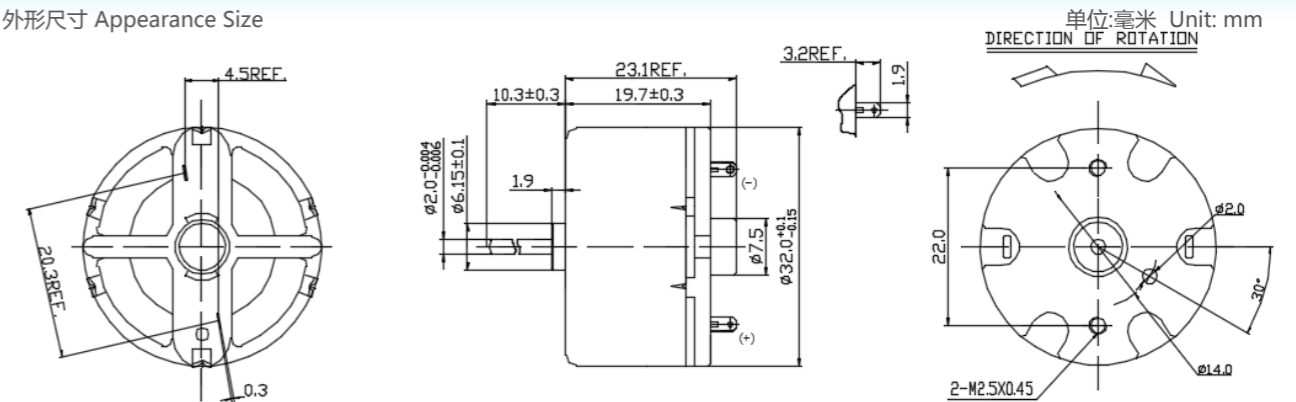


## 电机特性示例 Motor characteristic example

型号 MODEL	电压 VOLTAGE		无负荷 NO LOAD		最大效率点 AT MAXIMUM EFFICIENCY				起动 STALL			
	使用范围 OPERATING RANGE	额定值 NOMINAL	转速 SPEED r/min	电流 CURRENT A	转速 SPEED r/min	电流 CURRENT A	转矩 TORQUE mN.m	g.cm	功率 OUTPUT w	转矩 TORQUE mN.m	g.cm	电流 CURRENT A
PC-RF-500CAV-12560	4.0-7.0	6.0V	2700	0.015	2214	0.072	1.08	11.0	0.25	6.0	61.2	0.33
PC-RF-500CAV-14415	4.0-7.0	6.0V	3700	0.024	3090	0.122	1.71	17.4	0.470	10.4	105.7	0.62
PC-RF-500CAV-13510	6.0-12.0	9.0V	4500	0.026	3706	0.121	2.22	22.7	0.670	12.6	128.6	0.57

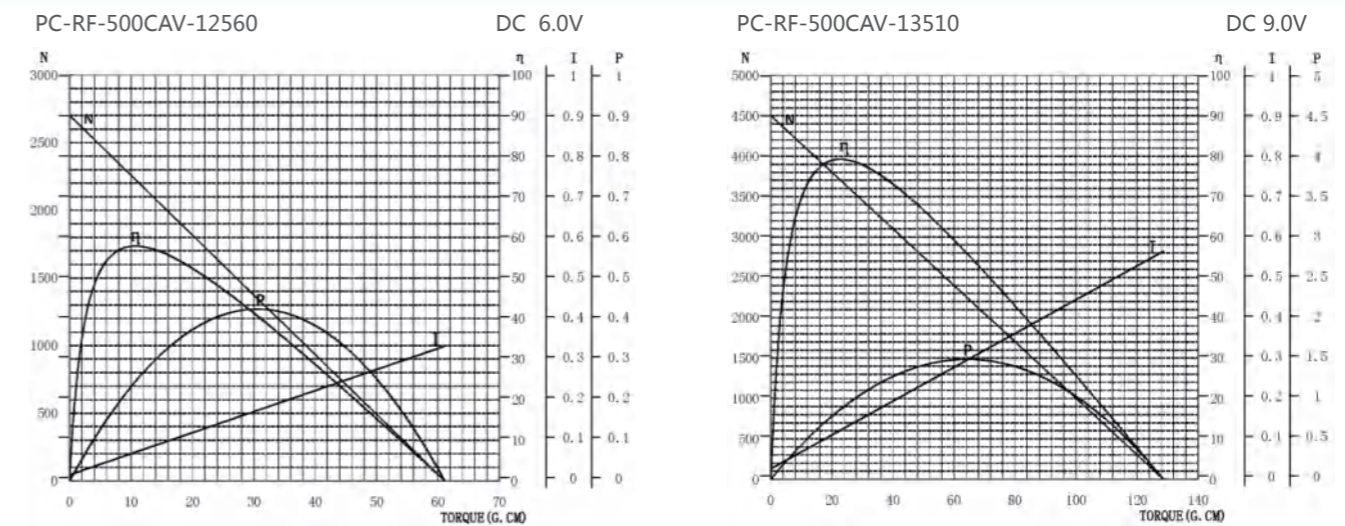
## 其他参数：根据客户的需求设计 Other parameters: according to customer demand for design

外形尺寸 Appearance Size



单位:毫米 Unit: mm

## 电机特性(T-N-I曲线) Motor characteristics (T-N-I curve)






# PC-RK-530CA

OUTPUT APPROX 0.2-8W  
输出功率 约0.2-8W

贵金属电刷电机  
Precious metal-brush motors



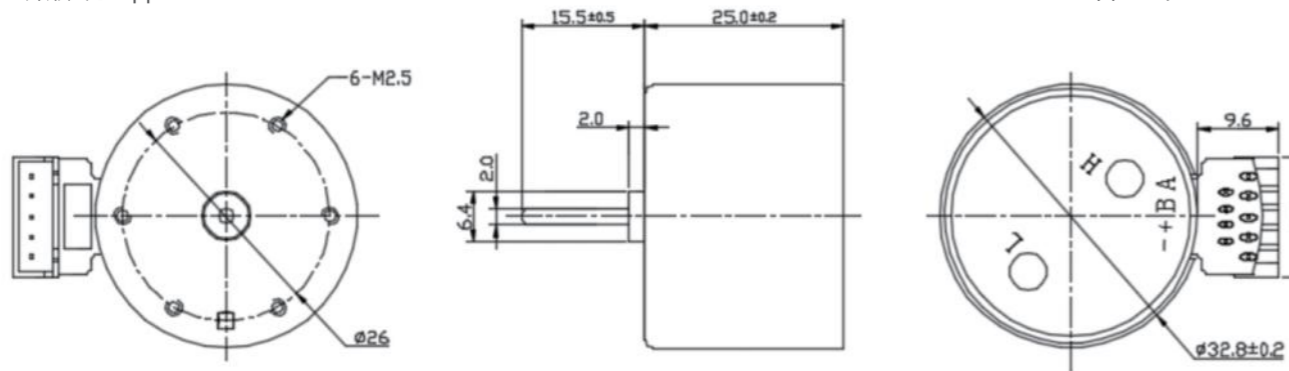
## 典型应用 Typical Applications

- Audiovisual equipment / tape recorders  
视听设备 / 磁带录音机

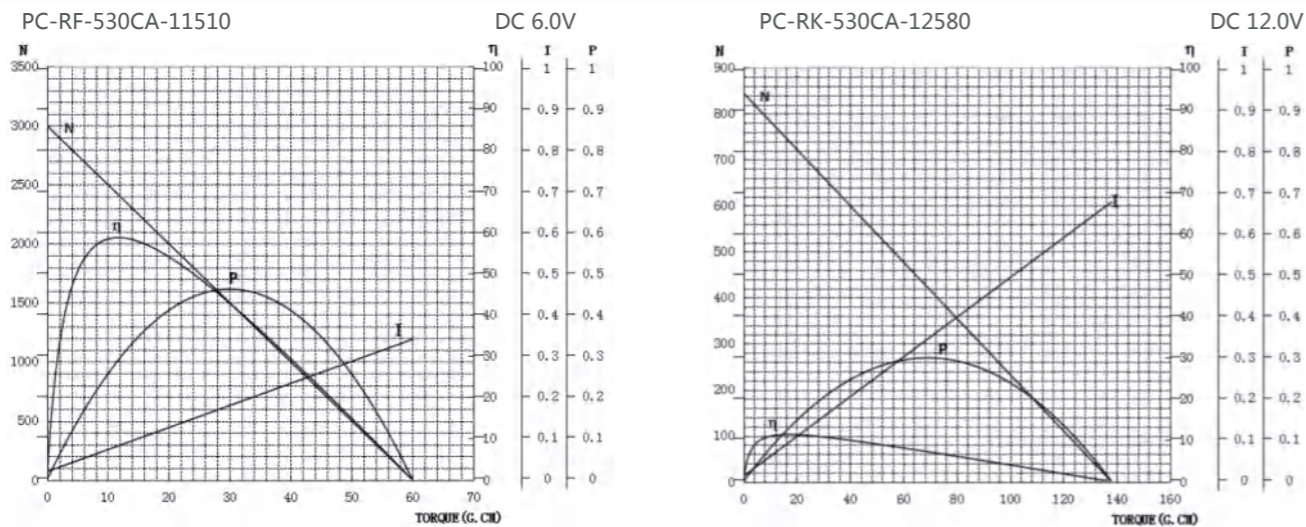
## 电机特性示例 Motor characteristic example

型号 MODEL	电压 VOLTAGE		无负荷 NO LOAD		最大效率点 AT MAXIMUM EFFICIENCY				起动 STALL			
	使用范围 OPERATING RANGE	额定值 NOMINAL	转速 SPEED r/min	电流 CURRENT A	转速 SPEED r/min	电流 CURRENT A	转矩 TORQUE mN.m	g.cm	功率 OUTPUT w	转矩 TORQUE mN.m	g.cm	电流 CURRENT A
PC-RF-530CA-11510	4.0-7.0	6.0V	3000	0.020	2400	0.084	1.18	12.0	0.295	5.9	60.0	0.34
PC-RK-530CA-12580	9.0-13.0	12.0V	845	0.013	735	0.085	1.47	15.0	0.113	11.3	115.0	0.57

其他参数：根据客户的需求设计 Other parameters: according to customer demand for design  
外形尺寸 Appearance Size



## 电机特性(T-N-I曲线) Motor characteristics (T-N-I curve)



# PC-FK-030SAV

OUTPUT APPROX 0.1-1.2W  
输出功率 约0.1-1.2W

碳刷电机  
Carbon-brush motors



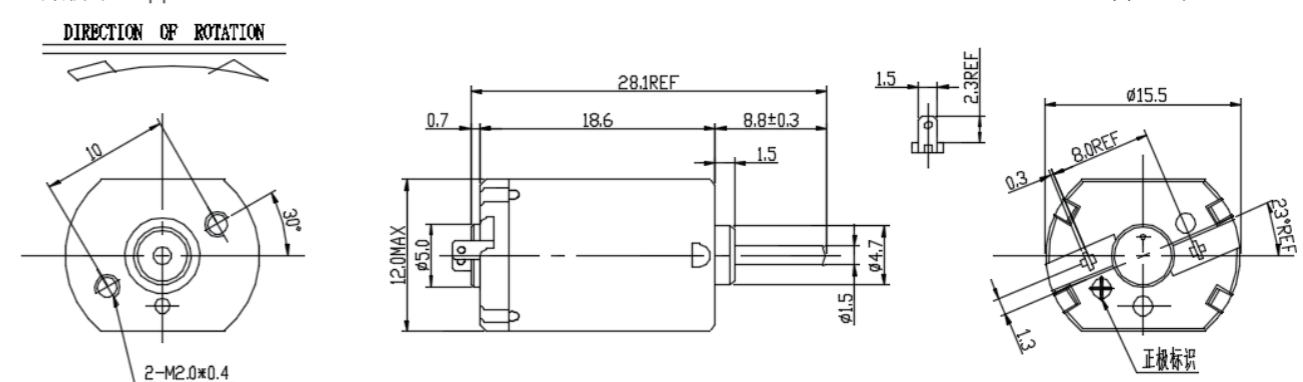
## 典型应用 Typical Applications

- Audio and Visual Equipments: Car DVD / Car CD Player / Camcorder / Camera / Digital Camera  
视听设备：车载DVD / 车载CD播放器 / 摄像机 / 相机 / 数码相机
- Beauty equipment / personal care products / health products / toys / model aircraft  
美容器械 / 个人护理产品 / 保健产品 / 玩具 / 航模
- Security Products: Locks / Power Grid Products: Relays, Meters  
安防产品: 锁具 / 电网产品: 继电器, 电表

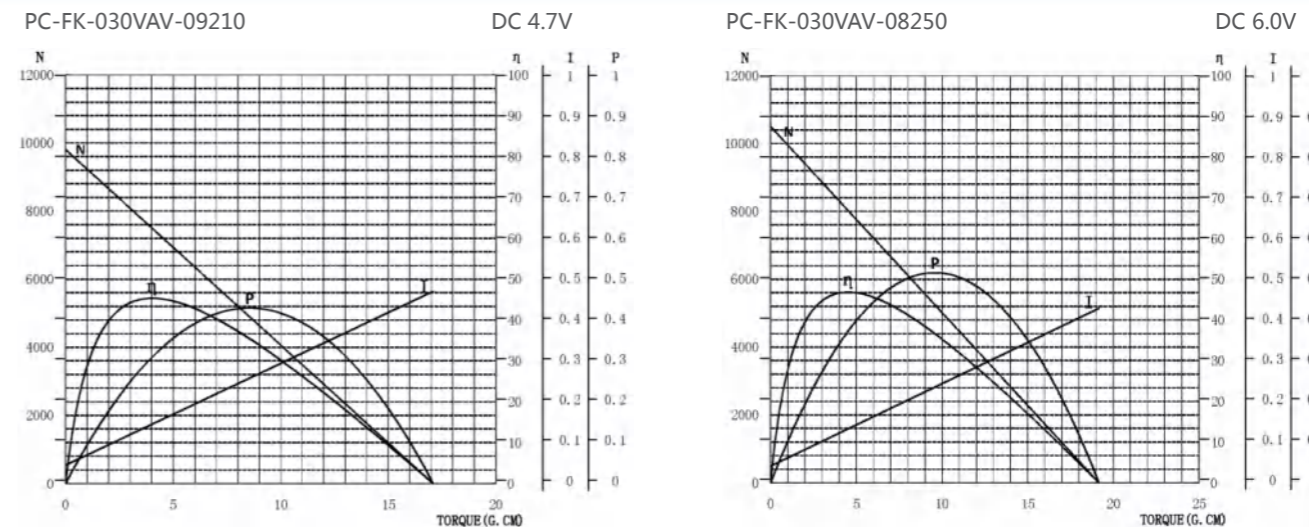
## 电机特性示例 Motor characteristic example

型号 MODEL	电压 VOLTAGE		无负荷 NO LOAD		最大效率点 AT MAXIMUM EFFICIENCY				起动 STALL			
	使用范围 OPERATING RANGE	额定值 NOMINAL	转速 SPEED r/min	电流 CURRENT A	转速 SPEED r/min	电流 CURRENT A	转矩 TORQUE mN.m	g.cm	功率 OUTPUT w	转矩 TORQUE mN.m	g.cm	电流 CURRENT A
PC-FK-030VAV-09210	3.0-6.0	4.7V	9800	0.045	7448	0.147	0.39	4.0	0.3	1.67	17.0	0.47
PC-FK-030VAV-08250	4.0-7.0	6.0V	10500	0.041	8000	0.13	0.42	4.3	0.35	1.86	19.0	0.43

其他参数：根据客户的需求设计 Other parameters: according to customer demand for design  
外形尺寸 Appearance Size



## 电机特性(T-N-I曲线) Motor characteristics (T-N-I curve)





# PC-FK-050SH

OUTPUT APPROX 0.2-10.0W  
输出功率 约0.2-10.0W

碳刷电机  
Carbon-brush motors



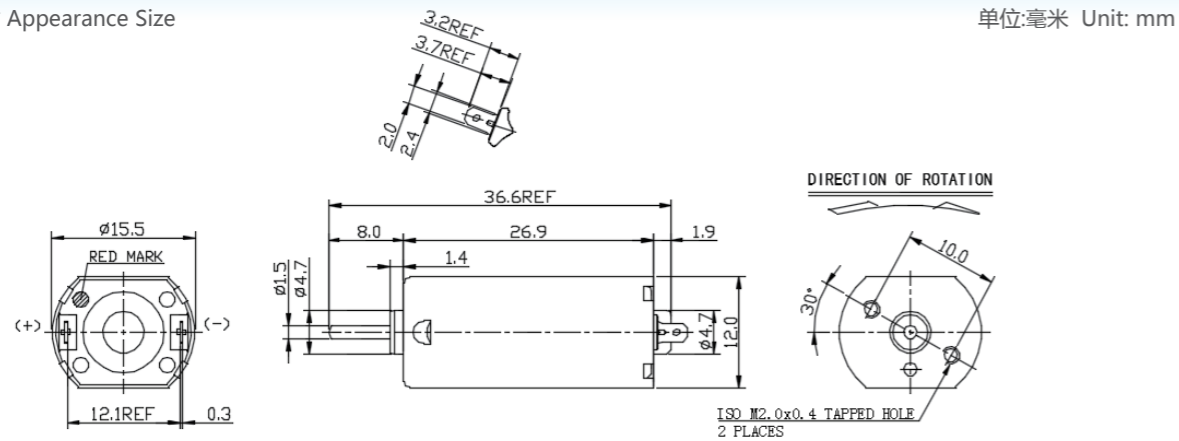
### 典型应用 Typical Applications

- Audio and Visual Equipments: Car DVD / Car CD Player / Camcorder / Camera / Digital Camera  
视听设备：车载DVD / 车载CD播放器 / 摄像机 / 相机 / 数码相机
- Beauty equipment / personal care products / health products / toys / model aircraft  
美容器械 / 个人护理产品 / 保健产品 / 玩具 / 航模
- Security Products: Locks / Embroidered pen  
安防产品: 锁具 / 纹绣笔

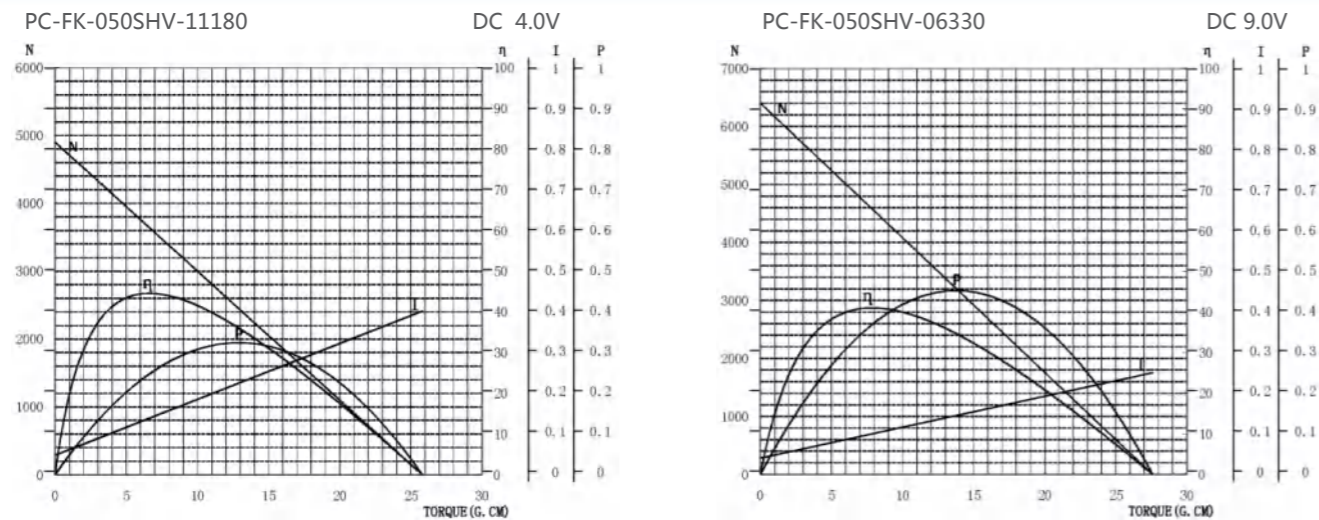
### 电机特性示例 Motor characteristic example

型号 MODEL	电压 VOLTAGE		无负荷 NO LOAD		最大效率点 AT MAXIMUM EFFICIENCY			起动 STALL				
	使用范围 OPERATING RANGE	额定值 NOMINAL	转速 SPEED r/min	电流 CURRENT A	转速 SPEED r/min	电流 CURRENT A	转矩 TORQUE mN.m	功率 OUTPUT w	转矩 TORQUE mN.m	转矩 TORQUE g.cm	电流 CURRENT A	
PC-FK-050SHV-11180	2.0-6.0	4.0V	4900	0.048	3645	0.14	0.647	6.6	0.26	2.53	25.8	0.4
PC-FK-050SHV-06330	6.0-10.0	9.0V	6400	0.04	4540	0.1	0.78	8	0.37	2.7	27.6	0.25

其他参数：根据客户的需求设计 Other parameters: according to customer demand for design  
外形尺寸 Appearance Size



### 电机特性(T-N-I曲线) Motor characteristics (T-N-I curve)



# PC-RK-020CHV

OUTPUT APPROX 0.1-1.2W  
输出功率 约0.1-1.2W

碳刷电机  
Carbon-brush motors



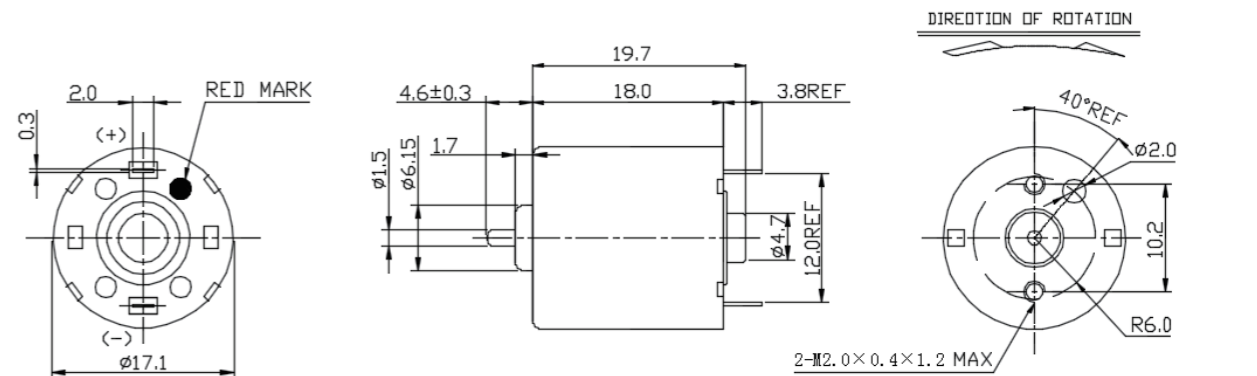
### 典型应用 Typical Applications

- Toys and Models: Radio Control Model  
玩具和模型：无线电控制模型

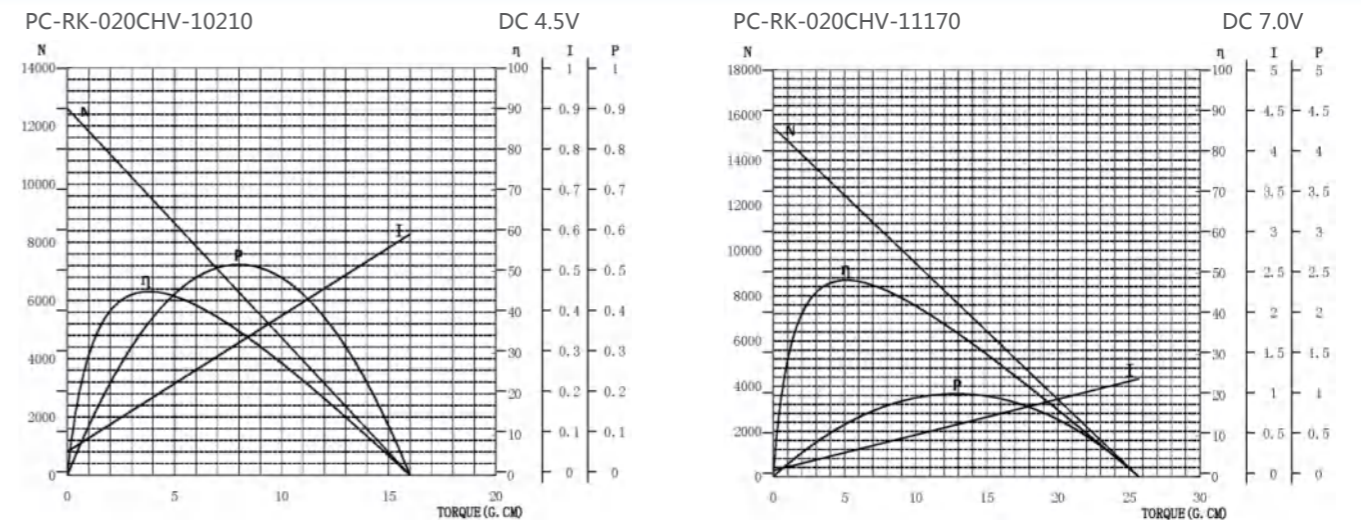
### 电机特性示例 Motor characteristic example

型号 MODEL	电压 VOLTAGE		无负荷 NO LOAD		最大效率点 AT MAXIMUM EFFICIENCY			起动 STALL				
	使用范围 OPERATING RANGE	额定值 NOMINAL	转速 SPEED r/min	电流 CURRENT A	转速 SPEED r/min	电流 CURRENT A	转矩 TORQUE mN.m	功率 OUTPUT w	转矩 TORQUE mN.m	转矩 TORQUE g.cm	电流 CURRENT A	
PC-RK-020CHV-10210	3.0-5.0	4.5V	12600	0.058	9500	0.180	0.38	3.9	0.38	1.57	16.0	0.59
PC-RK-020CHV-11170	3.0-5.0	4.5V	15450	0.075	14090	0.148	0.196	2.0	0.23	2.52	25.7	1.20

其他参数：根据客户的需求设计 Other parameters: according to customer demand for design  
外形尺寸 Appearance Size



### 电机特性(T-N-I曲线) Motor characteristics (T-N-I curve)





# PC-RK-130CHV

OUTPUT APPROX 0.2-3.0W  
输出功率 约0.2-3.0W

碳刷电机  
Carbon-brush motors



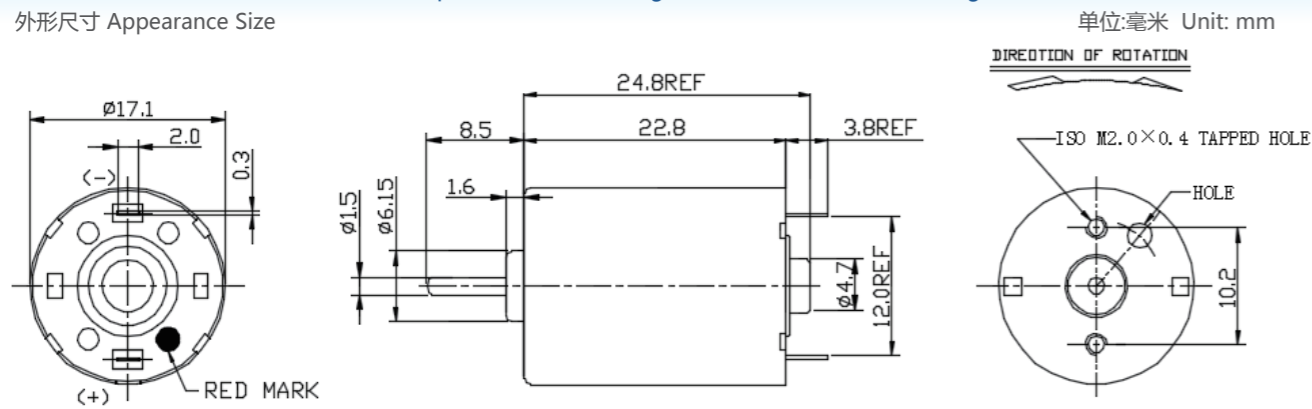
## 典型应用 Typical Applications

- Toys and Models: Radio Control Model  
玩具和模型：无线电控制模型

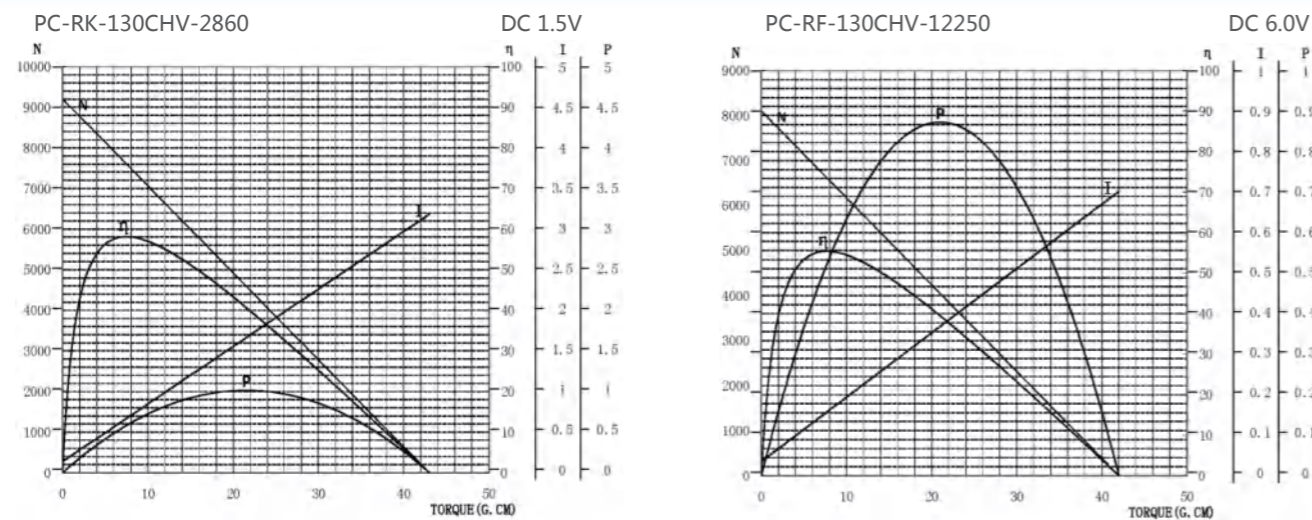
## 电机特性示例 Motor characteristic example

型号 MODEL	电压 VOLTAGE		无负荷 NO LOAD		最大效率点 AT MAXIMUM EFFICIENCY				起动 STALL			
	使用范围 OPERATING RANGE	额定值 NOMINAL	转速 SPEED r/min	电流 CURRENT A	转速 SPEED r/min	电流 CURRENT A	转矩 TORQUE mN.m	g.cm	功率 OUTPUT w	转矩 TORQUE mN.m	g.cm	电流 CURRENT A
PC-RK-130CHV-2860	1.0-2.0	1.5V	9200	0.140	7600	0.660	0.690	7.0	0.55	4.21	43.0	3.18
PC-RK-130CHV-12250	4.0-7.0	6.0V	8100	0.035	6800	0.160	0.69	7.0	0.49	4.12	42.0	0.70

其他参数：根据客户的需求设计 Other parameters: according to customer demand for design  
外形尺寸 Appearance Size




## 电机特性(T-N-I曲线) Motor characteristics (T-N-I curve)



# PC-FK-130SH

OUTPUT APPROX 0.1-2.5W  
输出功率 约0.1-2.5W

碳刷电机  
Carbon-brush motors



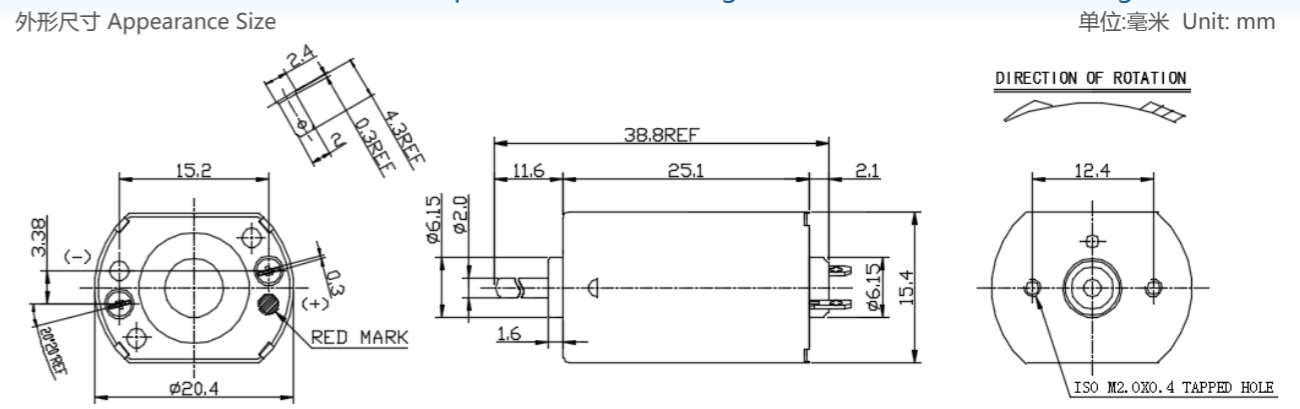
## 典型应用 Typical Applications

- Audio and Visual Equipments: CD Player / Cassette Adapter  
视听设备：光盘播放机 / 盒式磁带录音机
- Home Appliances: Electric Shaver / Tooth brush  
家用电器：电动剃须刀 / 牙刷
- Automotive Products: Conditioning Samper Actuator  
自动化产品：空调潮湿调节器

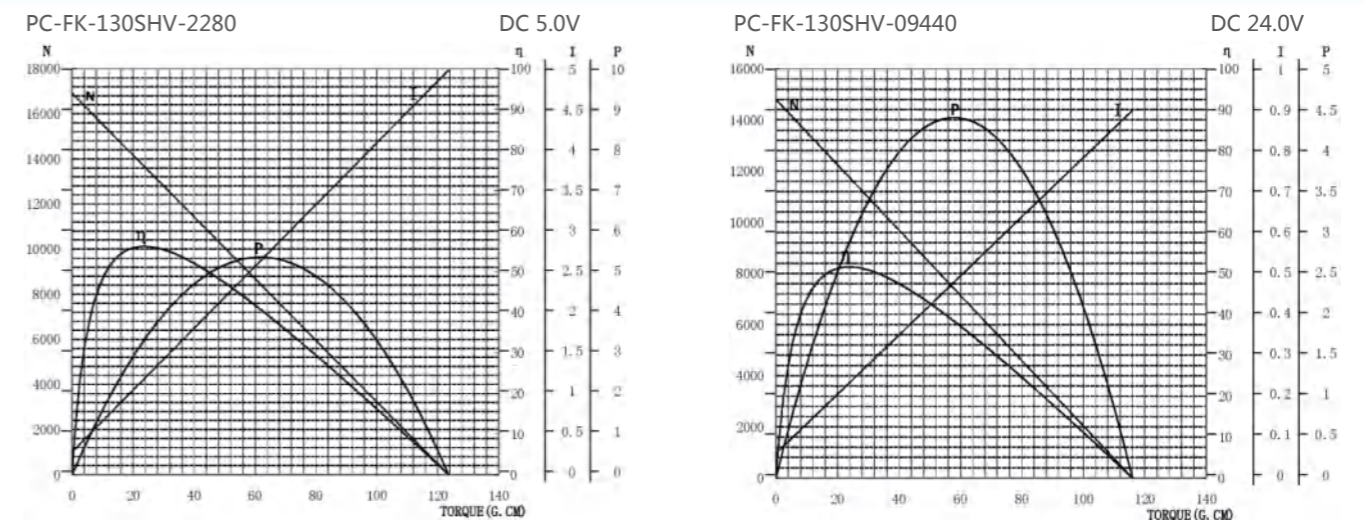
## 电机特性示例 Motor characteristic example

型号 MODEL	电压 VOLTAGE		无负荷 NO LOAD		最大效率点 AT MAXIMUM EFFICIENCY				起动 STALL			
	使用范围 OPERATING RANGE	额定值 NOMINAL	转速 SPEED r/min	电流 CURRENT A	转速 SPEED r/min	电流 CURRENT A	转矩 TORQUE mN.m	g.cm	功率 OUTPUT w	转矩 TORQUE mN.m	g.cm	电流 CURRENT A
PC-FK-130SHV-2280	3.0-6.0	5.0V	16900	0.28	13660	1.18	2.32	23.7	3.30	12.12	123.6	4.98
PC-FK-130SHV-09440	20.0-25.0	24.0V	14800	0.06	11700	0.235	2.39	24.4	2.92	11.37	116.0	0.90

其他参数：根据客户的需求设计 Other parameters: according to customer demand for design  
外形尺寸 Appearance Size



## 电机特性(T-N-I曲线) Motor characteristics (T-N-I curve)





# PC-FK-180SH

OUTPUT APPROX 0.1-3.5W  
输出功率 约0.1-3.5W

碳刷电机  
Carbon-brush motors



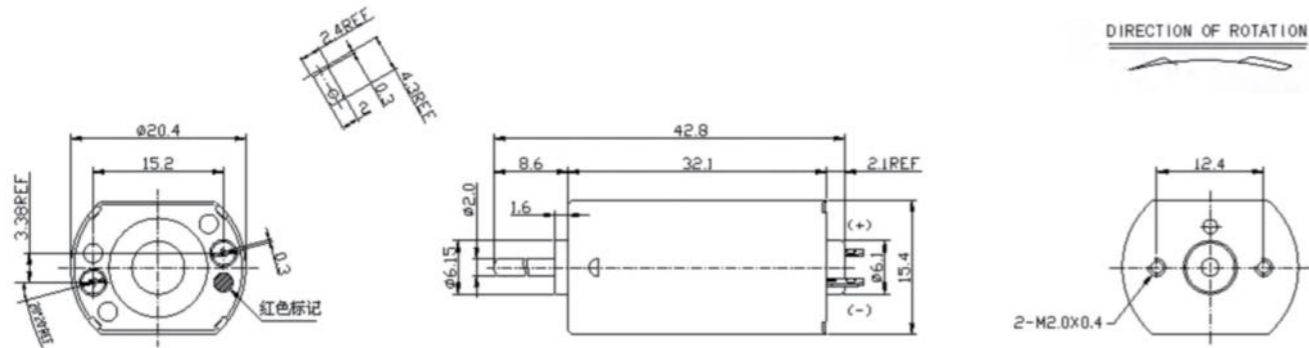
## 典型应用 Typical Applications

- Audio and Visual Equipments: CD Player / Cassette Adapter  
视听设备：光盘播放器 / 盒式磁带录音机
- Home Appliances: Electric Shaver / Tooth brush  
家用电器：电动剃须刀 / 牙刷
- Automotive Products: Conditioning Samper Actuator  
自动化产品：空调潮湿调节器

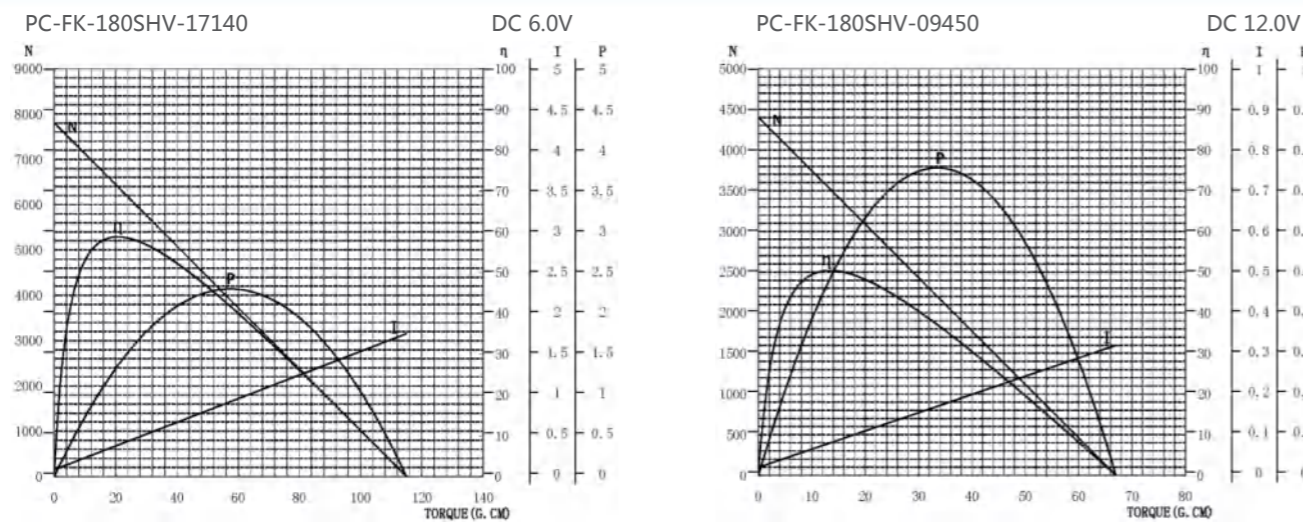
## 电机特性示例 Motor characteristic example

型号 MODEL	电压 VOLTAGE		无负荷 NO LOAD		最大效率点 AT MAXIMUM EFFICIENCY				起动 STALL			
	使用范围 OPERATING RANGE	额定值 NOMINAL	转速 SPEED r/min	电流 CURRENT A	转速 SPEED r/min	电流 CURRENT A	转矩 TORQUE mN.m	g.cm	功率 OUTPUT w	转矩 TORQUE mN.m	g.cm	电流 CURRENT A
PC-FK-180SHV-17140	4.0-7.0	6.0V	7800	0.085	6400	0.39	2.04	20.8	1.36	11.3	115.0	1.75
PC-FK-180SHV-09450	9.0-13.0	12.0V	4400	0.02	3500	0.08	1.33	13.6	0.49	6.54	67.0	0.32

其他参数：根据客户的需求设计 Other parameters: according to customer demand for design  
外形尺寸 Appearance Size




## 电机特性(T-N-I曲线) Motor characteristics (T-N-I curve)



# PC-RK-370CH

OUTPUT APPROX 0.1-24W  
输出功率 约0.1-24W

碳刷电机  
Carbon-brush motors



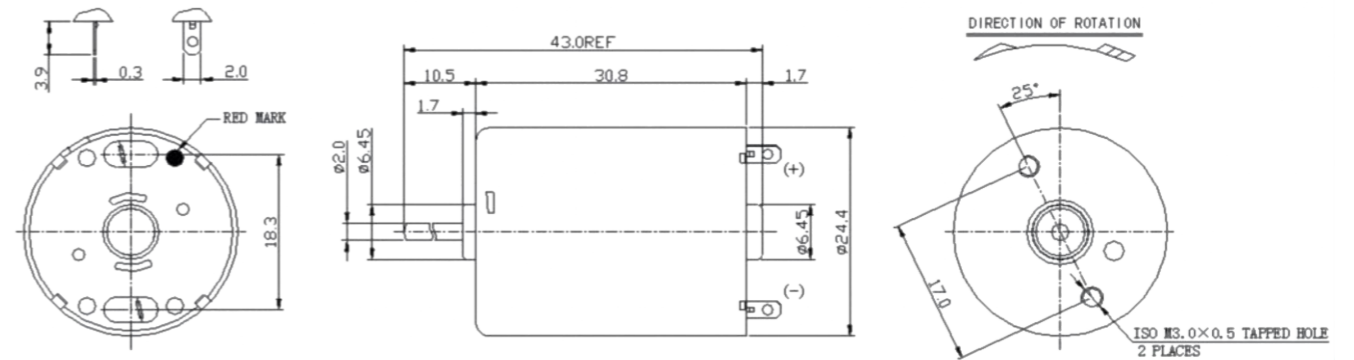
## 典型应用 Typical Applications

- Audiovisual equipment: CD Player / VCR  
视听设备：光盘播放器 / 视频磁带录音机
- Home Appliances: Kitchen Appliance / Blood Pressure Meter  
家用电器：厨房电器 / 血压计
- Automotive products: air conditioning fan regulator  
汽车产品：空调风扇调节器

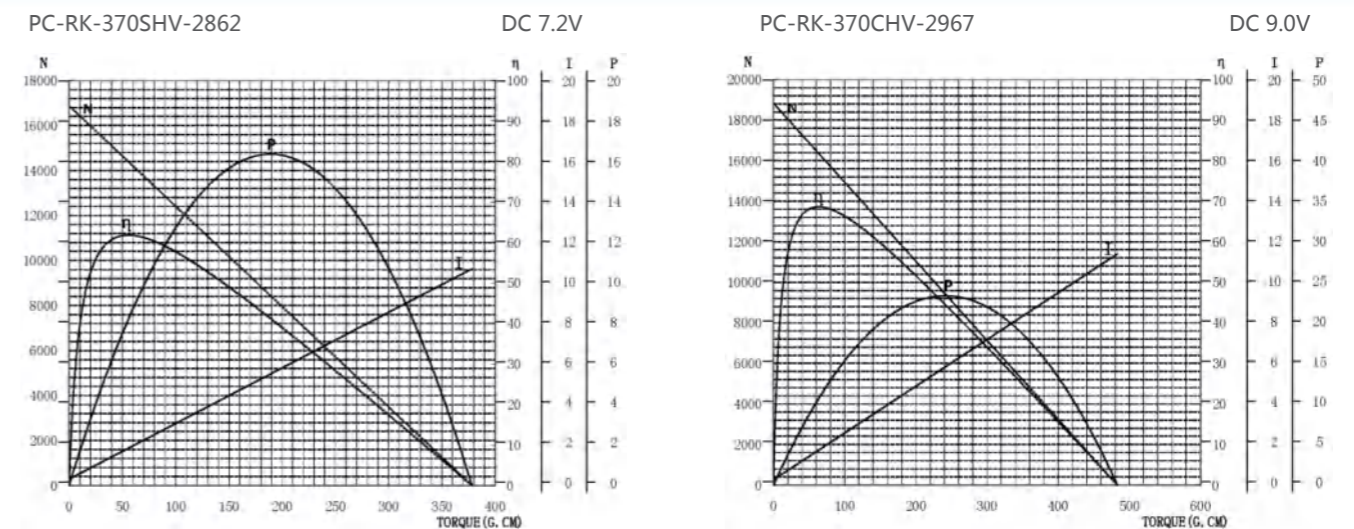
## 电机特性示例 Motor characteristic example

型号 MODEL	电压 VOLTAGE		无负荷 NO LOAD		最大效率点 AT MAXIMUM EFFICIENCY				起动 STALL			
	使用范围 OPERATING RANGE	额定值 NOMINAL	转速 SPEED r/min	电流 CURRENT A	转速 SPEED r/min	电流 CURRENT A	转矩 TORQUE mN.m	g.cm	功率 OUTPUT w	转矩 TORQUE mN.m	g.cm	电流 CURRENT A
PC-RK-370SHV-2862	5.0-9.0	7.2V	16870	0.318	14375	1.858	5.49	56.0	8.61	37.08	378.2	10.7
PC-RK-370CHV-2967	6.0-10.0	9.0V	18830	0.261	16340	1.730	6.25	63.8	11.2	47.37	483.2	11.4

其他参数：根据客户的需求设计 Other parameters: according to customer demand for design  
外形尺寸 Appearance Size



## 电机特性(T-N-I曲线) Motor characteristics (T-N-I curve)





# PC-RK-520CA

OUTPUT APPROX 0.2-10  
输出功率 约0.2-10

碳刷电机  
Carbon-brush motors



## 典型应用 Typical Applications

- Machinery and equipment / power tools / advertising light boxes / coffee machines / automatic teller machines / vending machines / popcorn machines / massage 机械设备 / 电动工具 / 广告灯箱 / 咖啡机 / 自动柜员机 / 自动售货机 / 爆米花机 / 按摩器

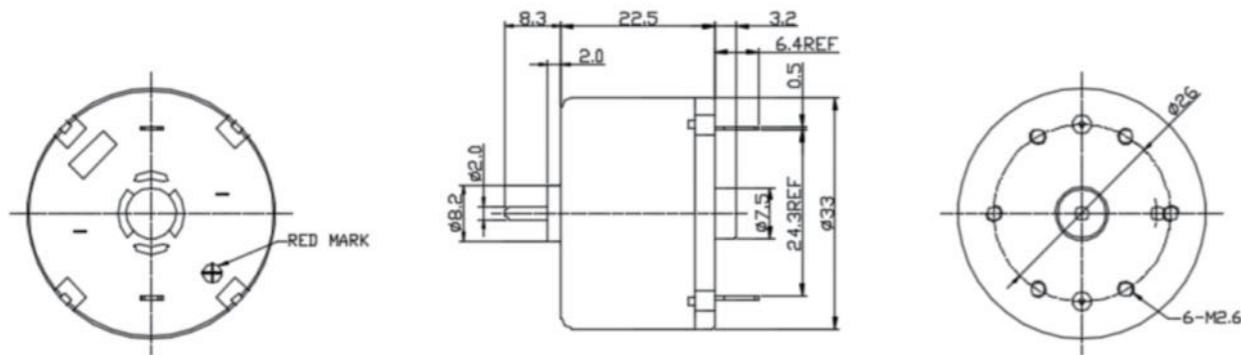
## 电机特性示例 Motor characteristic example

型号 MODEL	电压 VOLTAGE		无负荷 NO LOAD		最大效率点 AT MAXIMUM EFFICIENCY			起动 STALL				
	使用范围 OPERATING RANGE	额定值 NOMINAL	转速 SPEED r/min	电流 CURRENT A	转速 SPEED r/min	电流 CURRENT A	转矩 TORQUE mN.m	功率 OUTPUT w	转矩 TORQUE mN.m	转矩 TORQUE g.cm	电流 CURRENT A	
PC-RK-520CA-20214	4.0-7.0	6.0V	5500	0.054	4730	0.326	2.20	22.4	1.087	15.7	160.0	2.0
PC-RK-520CA-18262	9.0-13.0	12.0V	9100	0.061	7917	0.404	3.19	32.5	2.639	24.5	250.0	2.7

## 其他参数：根据客户的需求设计 Other parameters: according to customer demand for design

外形尺寸 Appearance Size

单位:毫米 Unit: mm



# PC-RK-3530SH

OUTPUT APPROX 1.0-30W  
输出功率 约1.0-30W

碳刷电机  
Carbon-brush motors



## 典型应用 Typical Applications

- Machinery and equipment / power tools / advertising light boxes / coffee machines / automatic teller machines / vending machines / popcorn machines / massage 机械设备 / 电动工具 / 广告灯箱 / 咖啡机 / 自动柜员机 / 自动售货机 / 爆米花机 / 按摩器

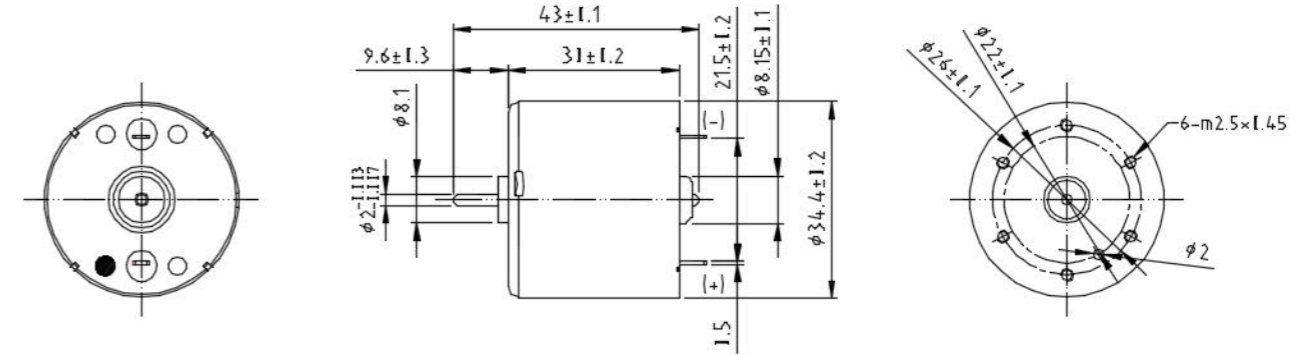
## 电机特性示例 Motor characteristic example

型号 MODEL	电压 VOLTAGE		无负荷 NO LOAD		最大效率点 AT MAXIMUM EFFICIENCY			起动 STALL				
	使用范围 OPERATING RANGE	额定值 NOMINAL	转速 SPEED r/min	电流 CURRENT A	转速 SPEED r/min	电流 CURRENT A	转矩 TORQUE mN.m	功率 OUTPUT w	转矩 TORQUE mN.m	转矩 TORQUE g.cm	电流 CURRENT A	
PC-RK-3530SH-24196	9.0-13.0	12.0V	6300	0.10	5534	0.65	10.0	102.1	1.7	82.4	840.0	4.7
PC-RK-3530SH-18265	20.0-25.0	24.0V	9300	0.075	8184	0.52	11.1	113.4	1.7	92.6	944.7	3.8

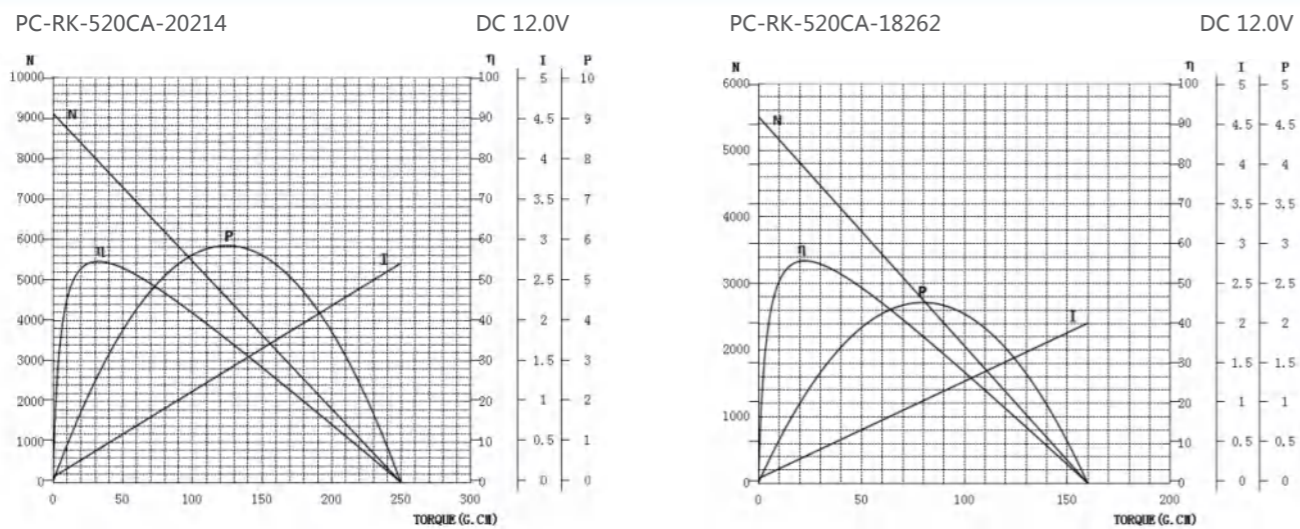
## 其他参数：根据客户的需求设计 Other parameters: according to customer demand for design

外形尺寸 Appearance Size

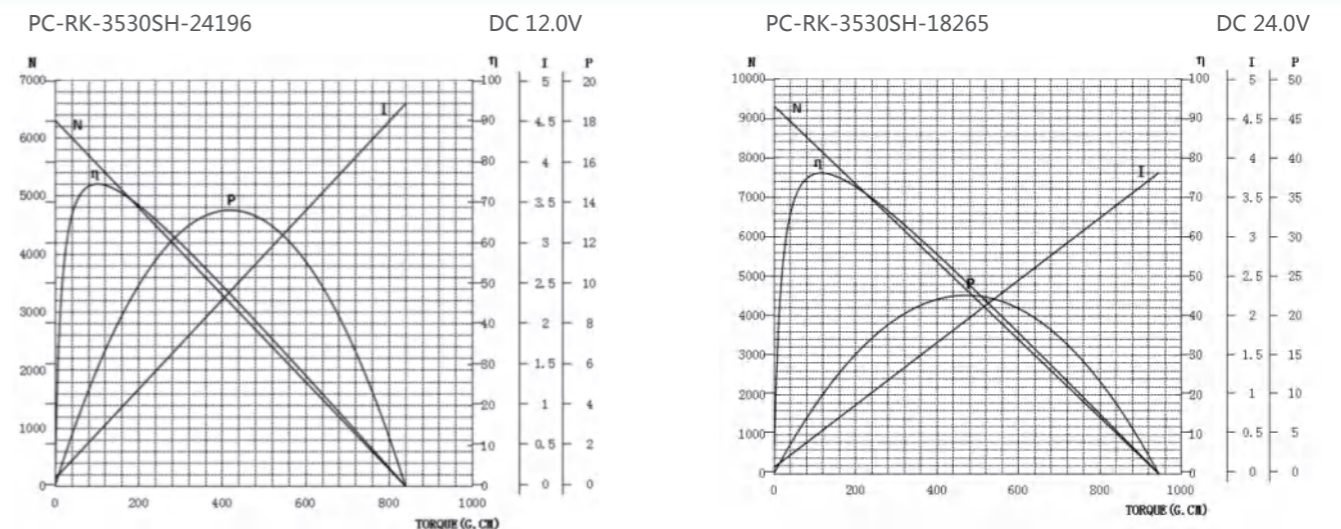
单位:毫米 Unit: mm



## 电机特性(T-N-I曲线) Motor characteristics (T-N-I curve)



## 电机特性(T-N-I曲线) Motor characteristics (T-N-I curve)





# PC-RK-3540SH

OUTPUT APPROX 1.0-50W  
输出功率 约1.0-50W

碳刷电机  
Carbon-brush motors



## 典型应用 Typical Applications

- Machinery and equipment / power tools / advertising light boxes / coffee machines / automatic teller machines / vending machines / popcorn machines / massage 机械设备 / 电动工具 / 广告灯箱 / 咖啡机 / 自动柜员机 / 自动售货机 / 爆米花机 / 按摩器

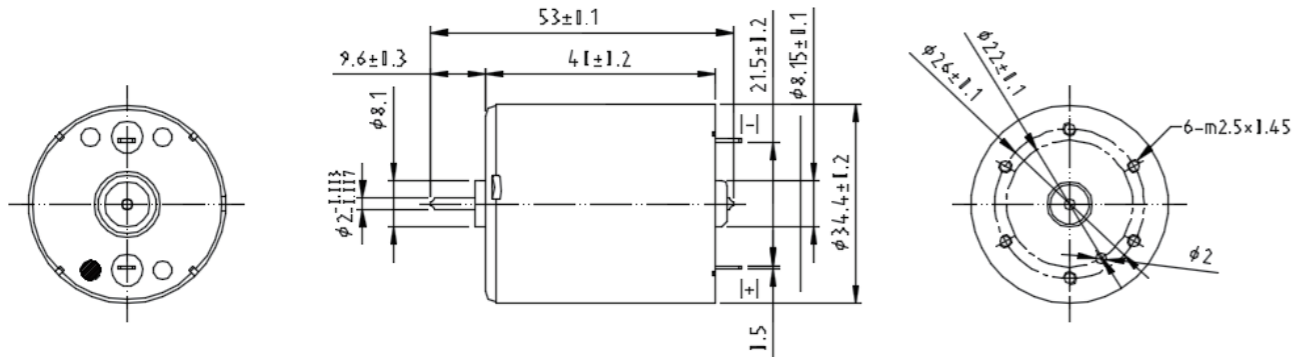
## 电机特性示例 Motor characteristic example

型号 MODEL	电压 VOLTAGE		无负荷 NO LOAD		最大效率点 AT MAXIMUM EFFICIENCY				起动 STALL			
	使用范围 OPERATING RANGE	额定值 NOMINAL	转速 SPEED r/min	电流 CURRENT A	转速 SPEED r/min	电流 CURRENT A	转矩 TORQUE mN.m	功率 OUTPUT w	转矩 TORQUE mN.m	转矩 TORQUE g.cm	电流 CURRENT A	
PC-RK-3540SH-4240	4.0-7.0	6.0V	9500	0.24	8265	1.69	6.5	66.3	5.6	50.0	510.0	11.4
PC-RK-3540SH-24196	20.0-25.0	24.0V	7800	0.05	6942	0.38	7.2	73.3	5.2	6.5	666.0	3.0

## 其他参数：根据客户的需求设计 Other parameters: according to customer demand for design

外形尺寸 Appearance Size


单位:毫米 Unit: mm



# PC-RK-360/365SA

OUTPUT APPROX 1.0-35W  
输出功率 约1.0-35W

碳刷电机  
Carbon-brush motors



## 典型应用 Typical Applications

- Household appliances: hair dryer / popcorn machine / massage 家用电器：吹风机 / 爆米花机 / 按摩器

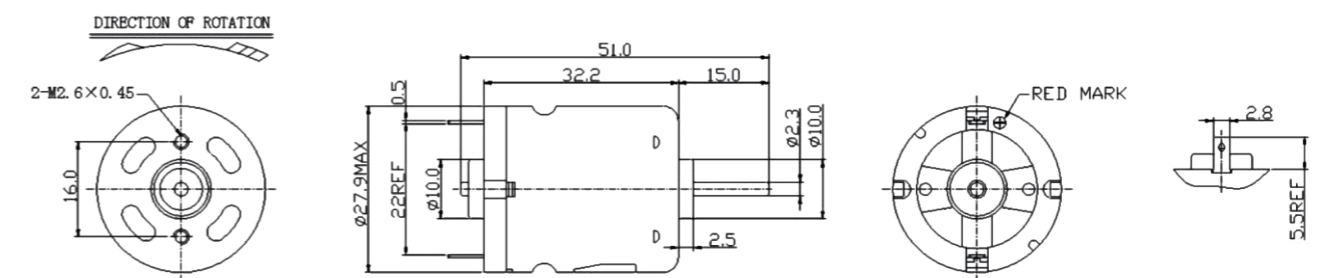
## 电机特性示例 Motor characteristic example

型号 MODEL	电压 VOLTAGE		无负荷 NO LOAD		最大效率点 AT MAXIMUM EFFICIENCY				起动 STALL			
	使用范围 OPERATING RANGE	额定值 NOMINAL	转速 SPEED r/min	电流 CURRENT A	转速 SPEED r/min	电流 CURRENT A	转矩 TORQUE mN.m	功率 OUTPUT w	转矩 TORQUE mN.m	转矩 TORQUE g.cm	电流 CURRENT A	
PC-RK-360SA-27105	2.0-5.0	3.6V	5000	0.20	4100	0.80	3.90	40.0	1.7	21.8	222.0	3.5
PC-RK-360SA-12500	20.0-25.0	24.0V	6750	0.05	5461	0.21	5.37	54.8	3.3	28.1	287.0	0.9
PC-RK-365SA-2545	6.0-10.0	9.0V	19000	0.43	16400	1.50	4.9	50.0	8.4	33.3	340.0	7.8
PC-RK-365SA-2170	13.0-18.0	17.0V	21100	0.23	17670	1.16	6.8	69.6	13.2	41.57	424.2	5.9

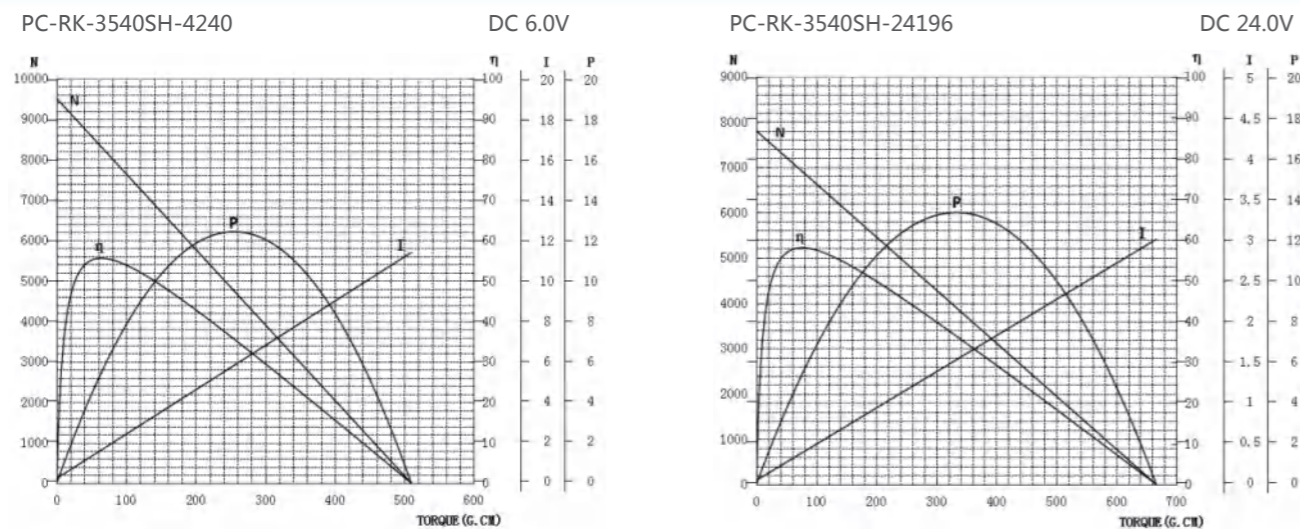
## 其他参数：根据客户的需求设计 Other parameters: according to customer demand for design

外形尺寸 Appearance Size

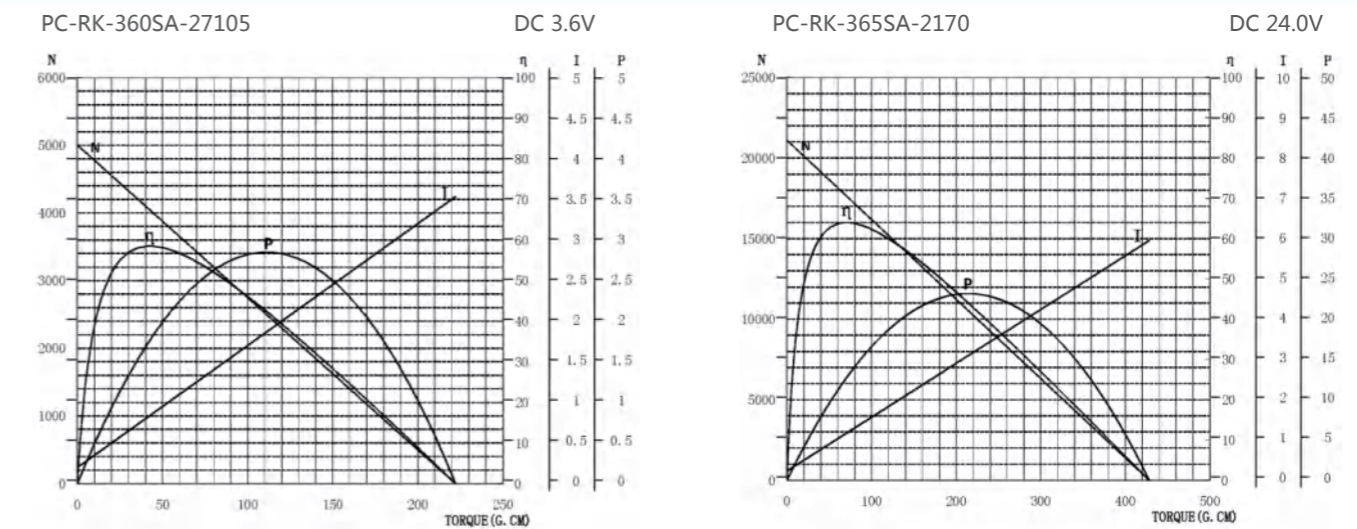
单位:毫米 Unit: mm



## 电机特性(T-N-I曲线) Motor characteristics (T-N-I curve)



## 电机特性(T-N-I曲线) Motor characteristics (T-N-I curve)





# PC-RK-360/365SH

OUTPUT APPROX 1.0-35W  
输出功率 约1.0-35W

碳刷电机  
Carbon-brush motors



## 典型应用 Typical Applications

- Household appliances: hair dryer / popcorn machine / massage  
家用电器：吹风机 / 爆米花机 / 按摩器

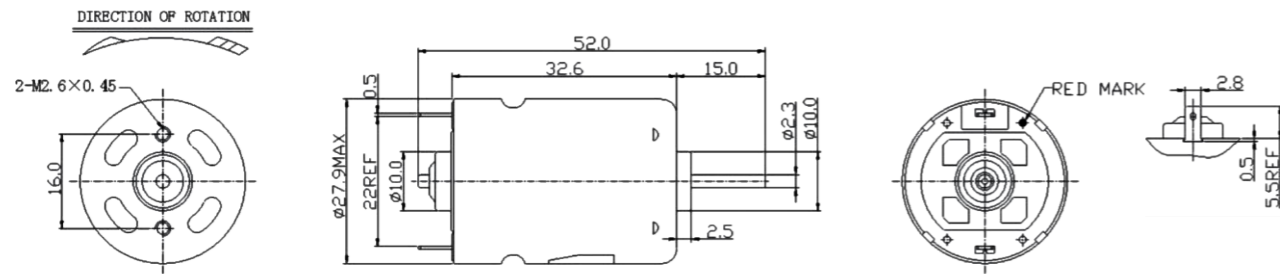
## 电机特性示例 Motor characteristic example

型号 MODEL	电压 VOLTAGE		无负荷 NO LOAD		最大效率点 AT MAXIMUM EFFICIENCY				起动 STALL			
	使用范围 OPERATING RANGE	额定值 NOMINAL	转速 SPEED r/min	电流 CURRENT A	转速 SPEED r/min	电流 CURRENT A	转矩 TORQUE mN.m	g.cm	功率 OUTPUT w	转矩 TORQUE mN.m	g.cm	电流 CURRENT A
PC-RK-360SH-19120	9.0-13.0	12.0V	14500	0.24	11868	1.08	5.58	56.9	6.89	30.7	313.2	4.88
PC-RK-360SH-10500	20.0-25.0	24.0V	6700	0.05	5300	0.20	47.7	4.70	2.7	22.7	231.7	0.76
PC-RK-365SH-17110	9.0-13.0	12.0V	9100	0.14	7500	0.48	4.90	50.0	3.86	27.2	277.0	2.10
PC-RK-365SH-12190	20.0-25.0	24.0V	10500	0.08	8432	0.33	4.92	50.2	4.33	25.0	255.0	1.33

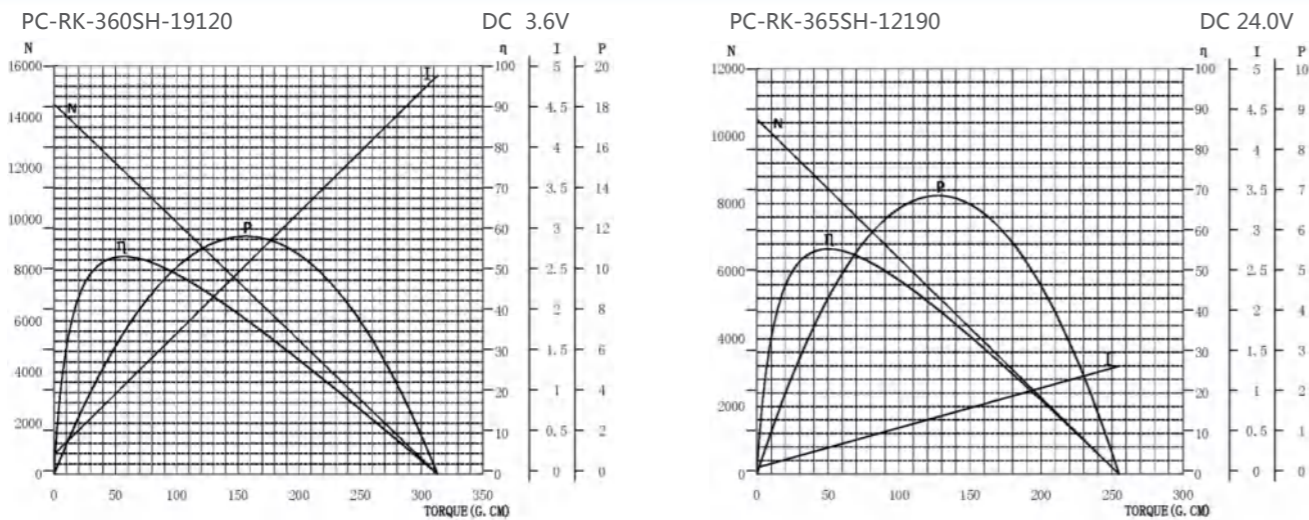
其他参数：根据客户的需求设计 Other parameters: according to customer demand for design

外形尺寸 Appearance Size

单位:毫米 Unit: mm



## 电机特性(T-N-I曲线) Motor characteristics (T-N-I curve)



# PC-RK-380/385SA

OUTPUT APPROX 1.0-50W  
输出功率 约1.0-50W

碳刷电机  
Carbon-brush motors



## 典型应用 Typical Applications

- Household appliances: hair dryer / popcorn machine / massage  
家用电器：吹风机 / 爆米花机 / 按摩器
- Power Tools: drills / electric screwdrivers  
电动工具：电钻 / 电动螺丝刀

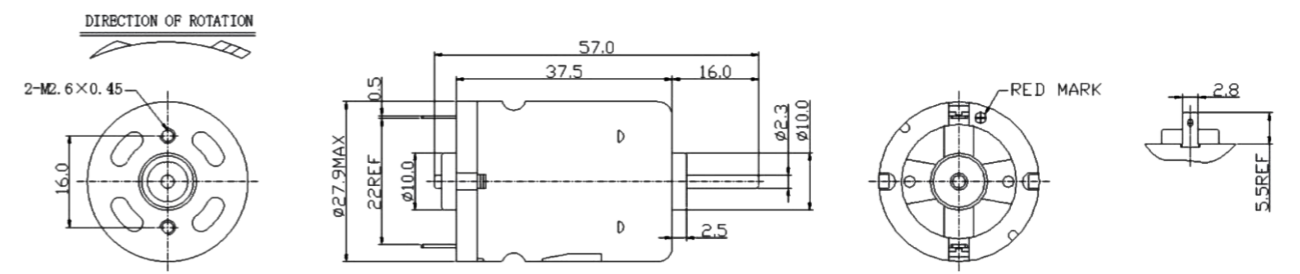
## 电机特性示例 Motor characteristic example

型号 MODEL	电压 VOLTAGE		无负荷 NO LOAD		最大效率点 AT MAXIMUM EFFICIENCY				起动 STALL			
	使用范围 OPERATING RANGE	额定值 NOMINAL	转速 SPEED r/min	电流 CURRENT A	转速 SPEED r/min	电流 CURRENT A	转矩 TORQUE mN.m	g.cm	功率 OUTPUT w	转矩 TORQUE mN.m	g.cm	电流 CURRENT A
PC-RK-380SA-21156	9.0-13.0	12.0V	7600	0.10	6468	0.57	7.05	71.96	4.75	47.37	483.2	3.27
PC-RK-380SA-12350	20.0-25.0	24.0V	7400	0.06	6000	0.27	6.3	64.0	3.9	33.1	338.0	1.2
PC-RK-385SA-2546	9.0-13.0	12.0V	16000	0.34	13800	1.5	9.3	95	13.4	68.0	693.0	8.80
PC-RK-385SA-2933	10.0-14.0	13.0V	27300	0.42	22924	2.2	7.63	77.8	18.21	47.6	485.2	11.5

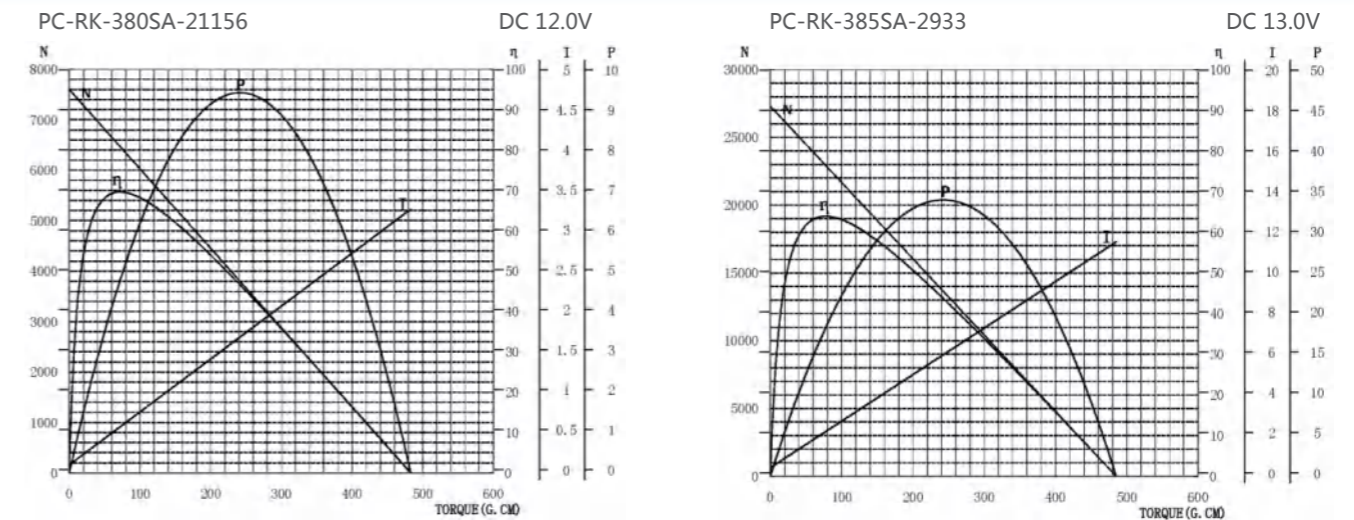
其他参数：根据客户的需求设计 Other parameters: according to customer demand for design

外形尺寸 Appearance Size

单位:毫米 Unit: mm



## 电机特性(T-N-I曲线) Motor characteristics (T-N-I curve)





# PC-RK-380/385SH

OUTPUT APPROX 1.0-50W  
输出功率 约1.0-50W

碳刷电机  
Carbon-brush motors



## 典型应用 Typical Applications

- Household appliances: hair dryer / popcorn machine / massage  
家用电器：吹风机 / 爆米花机 / 按摩器
- Power Tools: drills / electric screwdrivers  
电动工具：电钻 / 电动螺丝刀

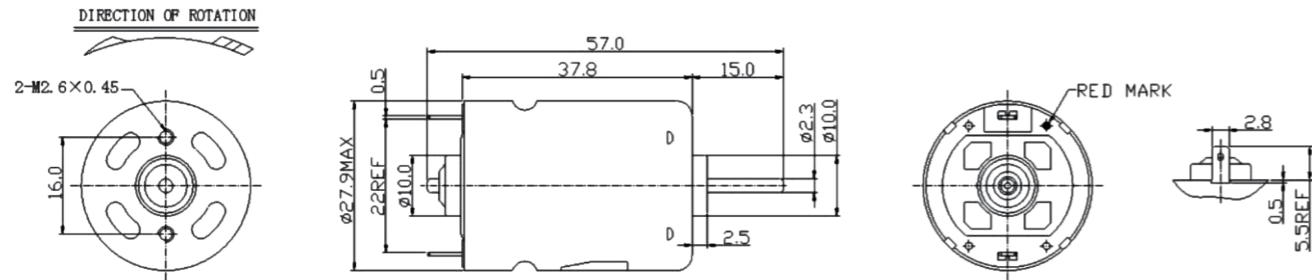
## 电机特性示例 Motor characteristic example

型号 MODEL	电压 VOLTAGE		无负荷 NO LOAD		最大效率点 AT MAXIMUM EFFICIENCY				起动 STALL			
	使用范围 OPERATING RANGE	额定值 NOMINAL	转速 SPEED r/min	电流 CURRENT A	转速 SPEED r/min	电流 CURRENT A	转矩 TORQUE mN.m	功率 OUTPUT g.cm	转矩 TORQUE mN.m	转矩 TORQUE g.cm	电流 CURRENT A	
PC-RK-380SH-4036	4.0-7.0	6.0V	17000	0.70	14800	4.35	10.8	110	16.8	83.3	850.0	28.8
PC-RK-380SH-14291	20.0-25.0	24.0V	7700	0.063	6490	0.34	7.9	80.3	5.6	49.8	508.0	1.80
PC-RK-385SH-10240	20.0-25.0	24.0V	4750	0.04	3750	0.145	4.8	49	1.99	23.1	236.0	0.54
PC-RK-385SH-18108	20.0-25.0	24.0V	11900	0.09	10230	0.54	8.2	84	8.8	58.7	599.0	3.30

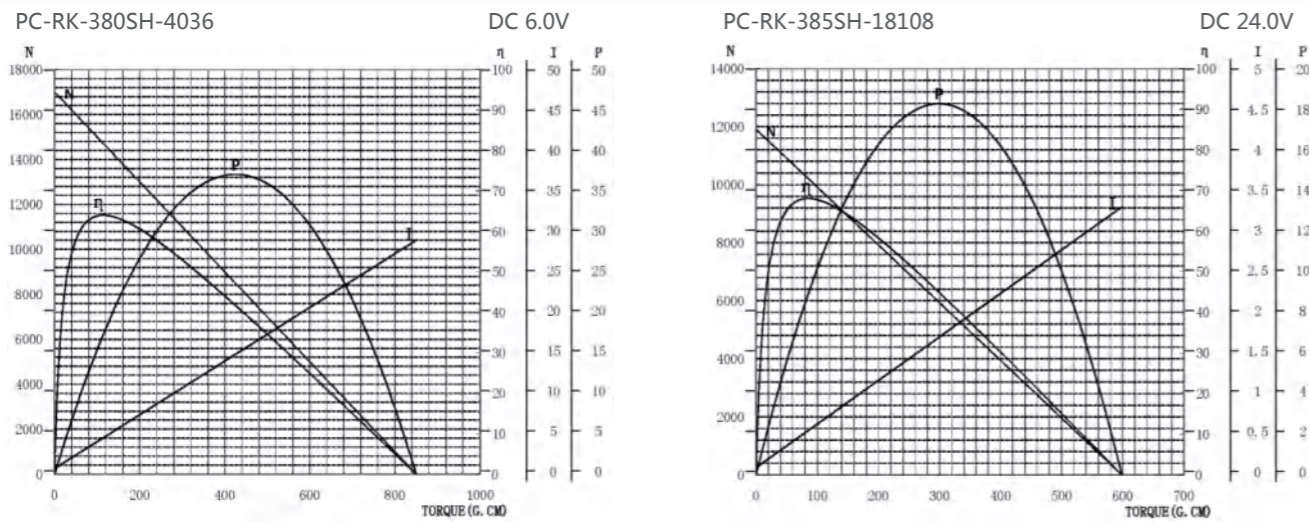
## 其他参数：根据客户的需求设计 Other parameters: according to customer demand for design

外形尺寸 Appearance Size

单位:毫米 Unit: mm



## 电机特性(T-N-I曲线) Motor characteristics (T-N-I curve)



# PC-RK-390/395SA

OUTPUT APPROX 1.0-55W  
输出功率 约1.0-55W

碳刷电机  
Carbon-brush motors



## 典型应用 Typical Applications

- Household appliances: hair dryer / popcorn machine / massage  
家用电器：吹风机 / 爆米花机 / 按摩器
- Power Tools: drills / electric screwdrivers  
电动工具：电钻 / 电动螺丝刀

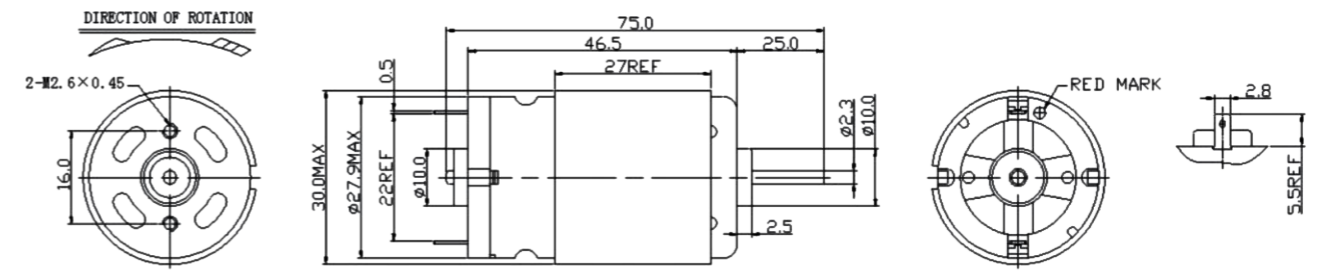
## 电机特性示例 Motor characteristic example

型号 MODEL	电压 VOLTAGE		无负荷 NO LOAD		最大效率点 AT MAXIMUM EFFICIENCY				起动 STALL			
	使用范围 OPERATING RANGE	额定值 NOMINAL	转速 SPEED r/min	电流 CURRENT A	转速 SPEED r/min	电流 CURRENT A	转矩 TORQUE mN.m	功率 OUTPUT g.cm	转矩 TORQUE mN.m	转矩 TORQUE g.cm	电流 CURRENT A	
PC-RK-390PA-5128	4.0-7.0	6.0V	16080	0.62	13760	3.70	11.37	116	16.38	78.9	805.0	22.1
PC-RK-390PA-20185	9.0-13.0	12.0V	4880	0.10	3880	0.49	9.9	101	4.02	48.82	498.0	1.94
PC-RK-395PA-2470	9.0-13.0	12.0V	7300	0.12	6100	0.60	8.53	87	5.45	51.9	529.0	3.02
PC-RK-395PA-2265	20.0-25.0	24.0V	16200	0.17	13930	1.04	12.6	128.5	18.29	90.0	918.0	6.41

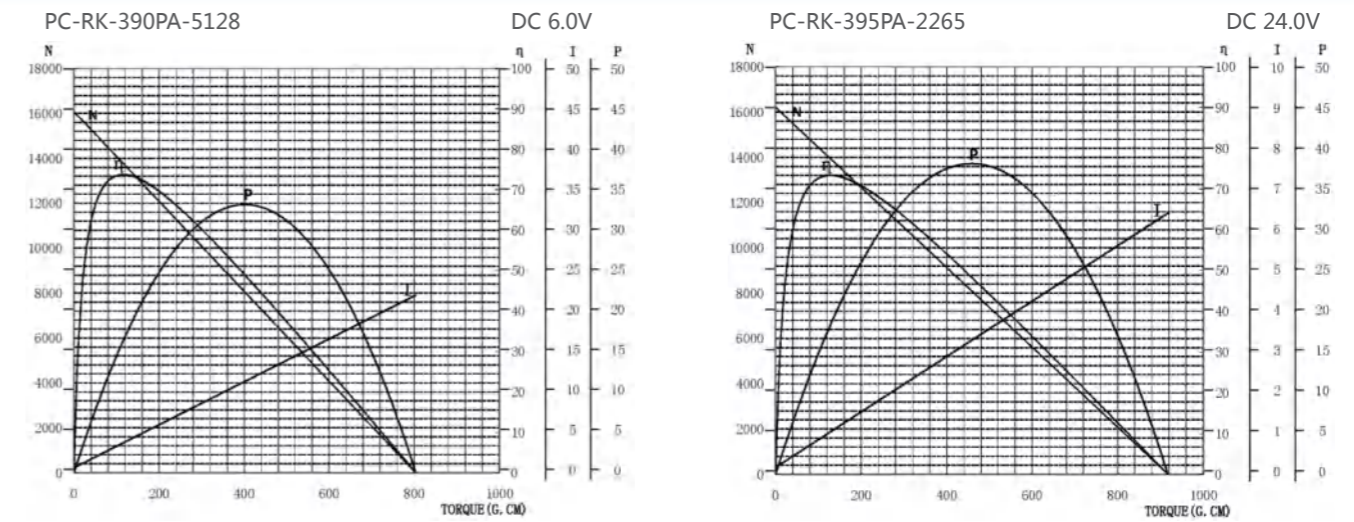
## 其他参数：根据客户的需求设计 Other parameters: according to customer demand for design

外形尺寸 Appearance Size

单位:毫米 Unit: mm



## 电机特性(T-N-I曲线) Motor characteristics (T-N-I curve)





# PC-RK-390/395PH

OUTPUT APPROX 1.0-55W  
输出功率 约1.0-55W

碳刷电机  
Carbon-brush motors



### 典型应用 Typical Applications

- Household appliances: hair dryer / popcorn machine / massage  
家用电器：吹风机 / 爆米花机 / 按摩器
- Power Tools: drills / electric screwdrivers  
电动工具：电钻 / 电动螺丝刀

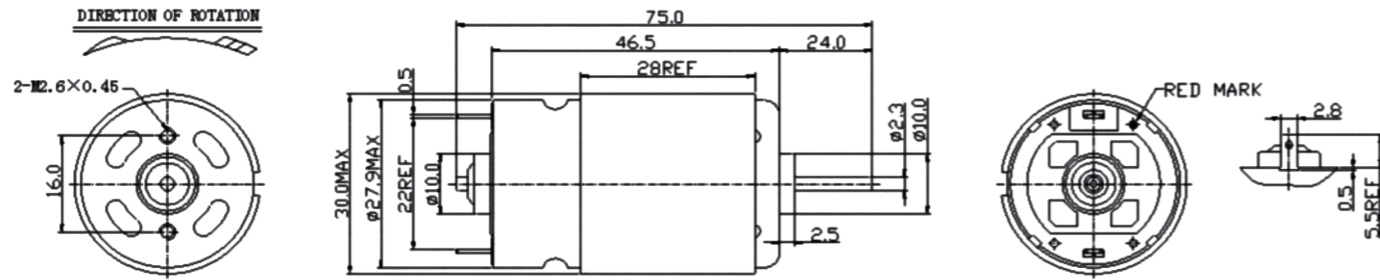
### 电机特性示例 Motor characteristic example

型号 MODEL	电压 VOLTAGE		无负荷 NO LOAD		最大效率点 AT MAXIMUM EFFICIENCY				起动 STALL			
	使用范围 OPERATING RANGE	额定值 NOMINAL	转速 SPEED r/min	电流 CURRENT A	转速 SPEED r/min	电流 CURRENT A	转矩 TORQUE mN.m	g.cm	功率 OUTPUT w	转矩 TORQUE mN.m	g.cm	电流 CURRENT A
PC-RK-390PH-5128	4.0-7.0	6.0V	17200	0.60	14460	3.15	9.51	97	14.39	59.7	609.0	16.6
PC-RK-390PH-5030	4.0-9.0	7.2V	18000	72.0	15300	4.09	13.7	140	21.98	91.6	934.0	23.1
PC-RK-395PH-15130	9.0-13.0	12.0V	3600	0.05	2940	0.25	6.18	63	1.90	31.6	322.0	1.04
PC-RK-395PH-2168	9.0-13.0	12.0V	7500	0.15	6126	0.68	8.33	85	5.34	45.5	464.0	3.05

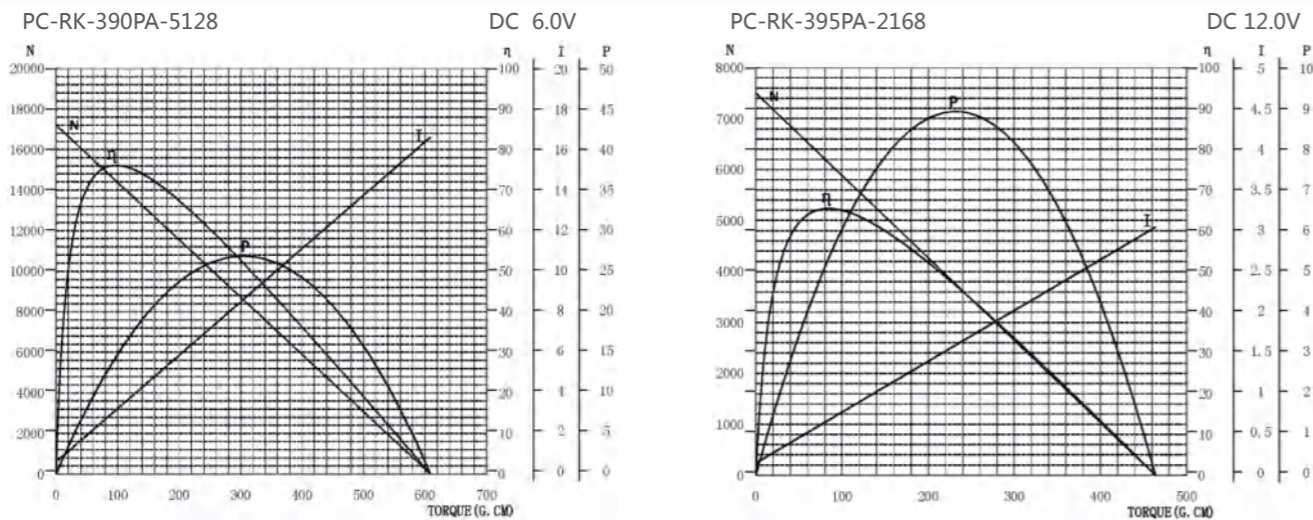
### 其他参数：根据客户的需求设计 Other parameters: according to customer demand for design

外形尺寸 Appearance Size

单位:毫米 Unit: mm



### 电机特性(T-N-I曲线) Motor characteristics (T-N-I curve)



# PC-RK-540/545SA

OUTPUT APPROX 2.0-65W  
输出功率 约2.0-65W

碳刷电机  
Carbon-brush motors



### 典型应用 Typical Applications

- Household appliances: hair dryer / popcorn machine / massage  
家用电器：吹风机 / 爆米花机 / 按摩器
- Power Tools: drills / electric screwdrivers  
电动工具：电钻 / 电动螺丝刀

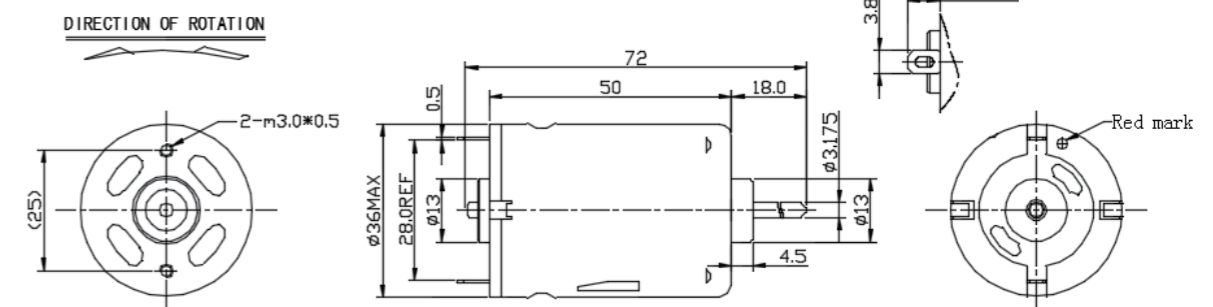
### 电机特性示例 Motor characteristic example

型号 MODEL	电压 VOLTAGE		无负荷 NO LOAD		最大效率点 AT MAXIMUM EFFICIENCY				起动 STALL			
	使用范围 OPERATING RANGE	额定值 NOMINAL	转速 SPEED r/min	电流 CURRENT A	转速 SPEED r/min	电流 CURRENT A	转矩 TORQUE mN.m	g.cm	功率 OUTPUT w	转矩 TORQUE mN.m	g.cm	电流 CURRENT A
PC-RK-540SA-26135	9.0-13.0	12.0V	5100	0.23	4270	0.84	14.7	150	6.9	84.3	860	4.0
LRK-540SA-30100	20.0-25.0	24.0V	15000	0.60	12700	2.80	31.4	320	41.7	205.9	2100	15.3
LRK-545SA-6527	5.0-8.0	7.2V	16500	1.8	14000	8.65	26.5	270	38.9	176.5	1800	48.4
LRK-545SA-18205	20.0-25.0	24.0V	3600	0.07	3020	0.35	17.2	176	5.5	104.0	1062	1.78

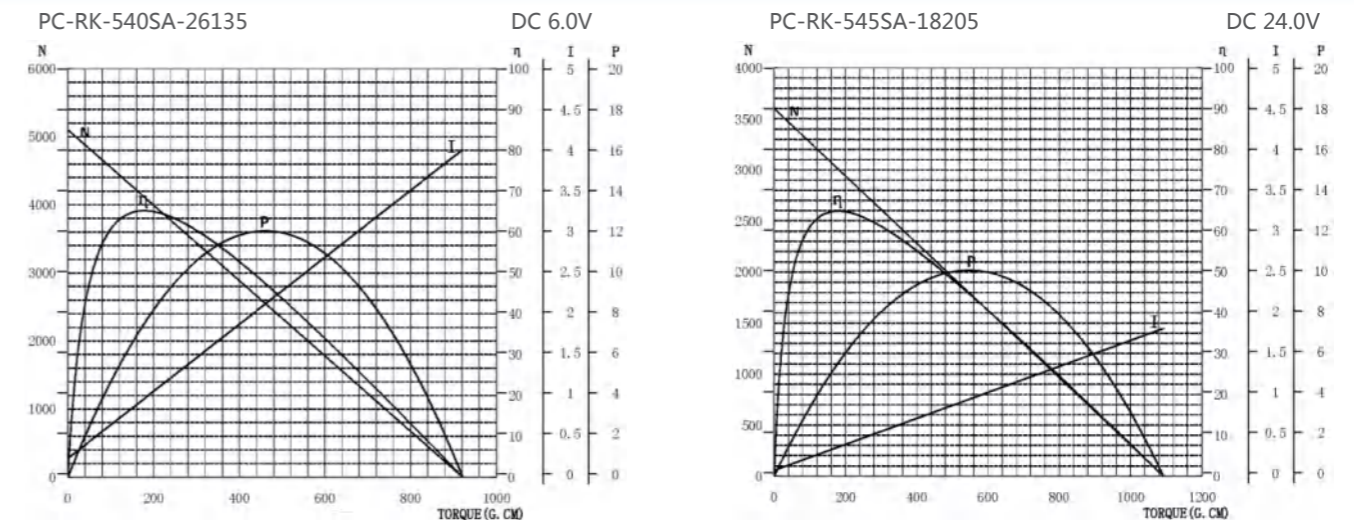
### 其他参数：根据客户的需求设计 Other parameters: according to customer demand for design

外形尺寸 Appearance Size

单位:毫米 Unit: mm



### 电机特性(T-N-I曲线) Motor characteristics (T-N-I curve)





# PC-RK-540/545SH

OUTPUT APPROX 2.0-85W  
输出功率 约2.0-85W

碳刷电机  
Carbon-brush motors



### 典型应用 Typical Applications

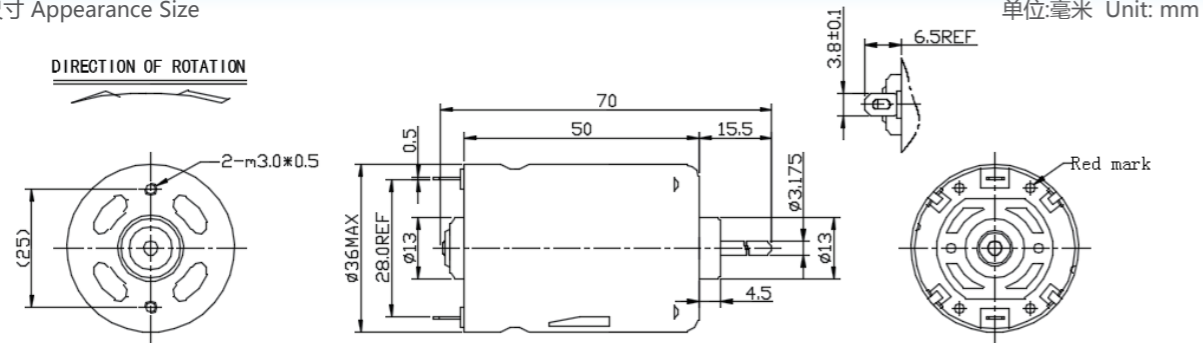
- Household appliances: hair dryer, popcorn machine, massage  
家用电器：吹风机,爆米花机,按摩器
- Power Tools: drills, electric screwdrivers  
电动工具：电钻,电动螺丝刀

### 电机特性示例 Motor characteristic example

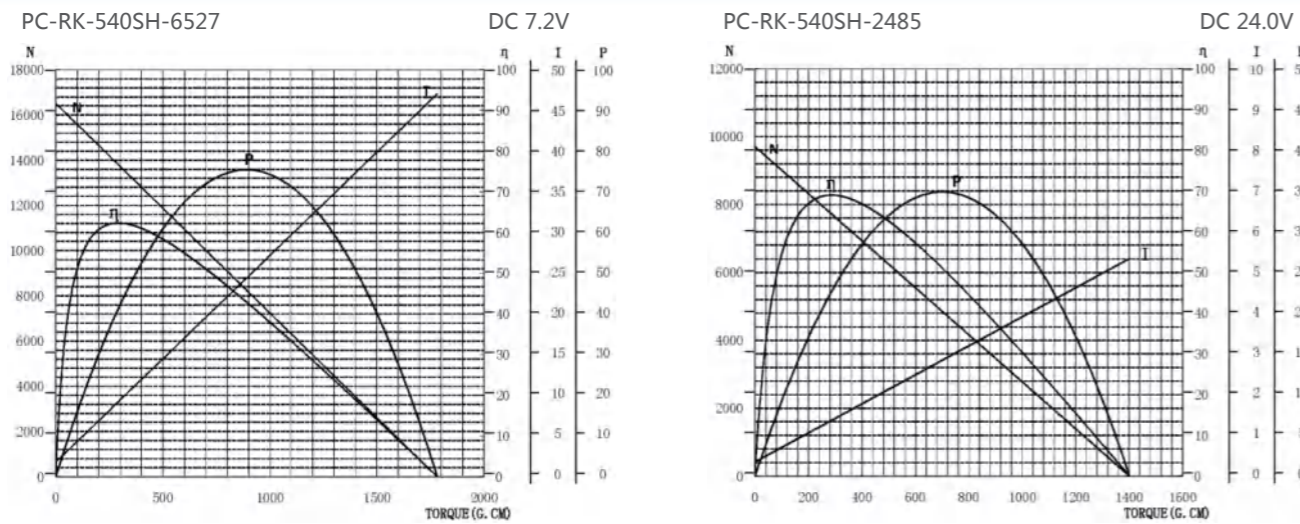
型号 MODEL	电压 VOLTAGE		无负荷 NO LOAD		最大效率点 AT MAXIMUM EFFICIENCY				起动 STALL			
	使用范围 OPERATING RANGE	额定值 NOMINAL	转速 SPEED r/min	电流 CURRENT A	转速 SPEED r/min	电流 CURRENT A	转矩 TORQUE mN.m	g.cm	功率 OUTPUT w	转矩 TORQUE mN.m	g.cm	电流 CURRENT A
PC-RK-540SH-6527	5.0-8.0	7.2V	16500	1.80	14000	9.20	28.6	291.6	41.1	176.5	1800	47.0
PC-RK-540SH-32120	9.0-13.0	12.0V	5800	0.35	4800	1.24	19.1	195	9.9	127.5	1300	7.2
PC-RK-545SH-5015	9.0-13.0	12.0V	25500	2.4	21420	9.46	29.4	300	66.8	186.3	1900	49.5
PC-RK-540SH-2485	20.0-25.0	24.0V	9700	0.35	7722	1.37	28.0	285.7	22.54	137.4	1402	5.34

### 其他参数：根据客户的需求设计 Other parameters: according to customer demand for design

外形尺寸 Appearance Size




### 电机特性(T-N-I曲线) Motor characteristics (T-N-I curve)



# PC-RK-550/555SA

OUTPUT APPROX 5.0-100W  
输出功率 约5.0-100W

碳刷电机  
Carbon-brush motors



### 典型应用 Typical Applications

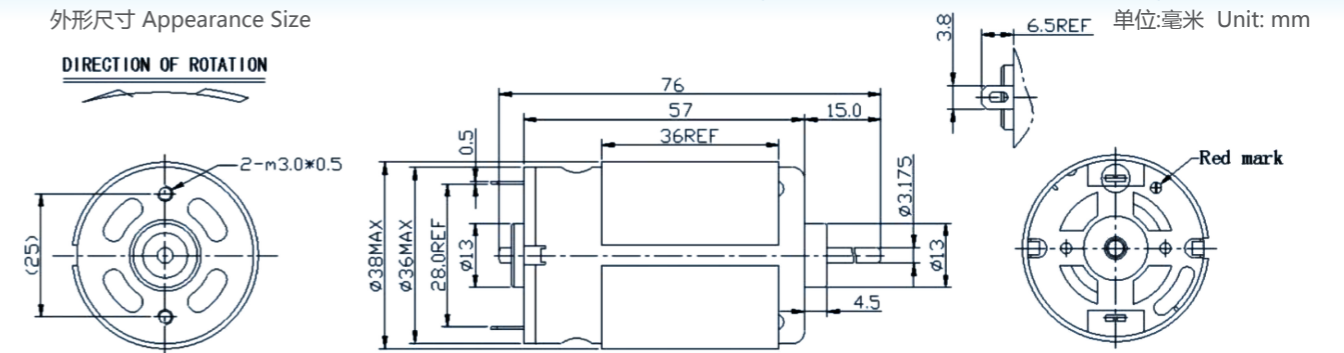
- Household appliances: hair dryer, popcorn machine, massage  
家用电器：吹风机,爆米花机,按摩器
- Power Tools: drills, electric screwdrivers  
电动工具：电钻,电动螺丝刀

### 电机特性示例 Motor characteristic example

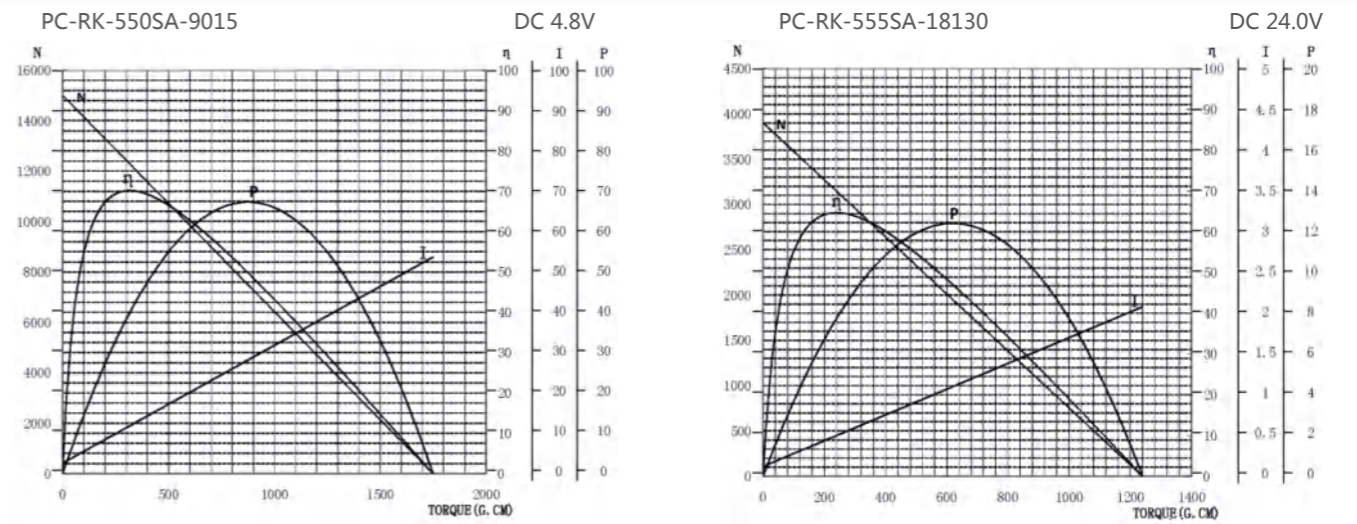
型号 MODEL	电压 VOLTAGE		无负荷 NO LOAD		最大效率点 AT MAXIMUM EFFICIENCY				起动 STALL			
	使用范围 OPERATING RANGE	额定值 NOMINAL	转速 SPEED r/min	电流 CURRENT A	转速 SPEED r/min	电流 CURRENT A	转矩 TORQUE mN.m	g.cm	功率 OUTPUT w	转矩 TORQUE mN.m	g.cm	电流 CURRENT A
PC-RK-550SA-9015	3.0-6.0	4.8V	15000	2.60	12295	11.82	30.9	315.6	39.7	171.6	1750	53.7
PC-RK-550SA-26150	9.0-13.0	12.0V	3600	0.20	3010	0.68	17.6	180	5.6	107.8	1100	3.4
PC-RK-555SA-4525	4.0-7.0	6.0V	5500	0.7	4300	2.72	24.5	250	11.1	133.3	1360	12.5
PC-RK-555SA-18130	20.0-25.0	24.0V	3900	0.12	3144	0.5	23.56	240.3	7.72	121.6	1240	2.08

### 其他参数：根据客户的需求设计 Other parameters: according to customer demand for design

外形尺寸 Appearance Size



### 电机特性(T-N-I曲线) Motor characteristics (T-N-I curve)





# PC-RK-550/555SH

OUTPUT APPROX 5.0-100W  
输出功率 约5.0-100W

碳刷电机  
Carbon-brush motors



## 典型应用 Typical Applications

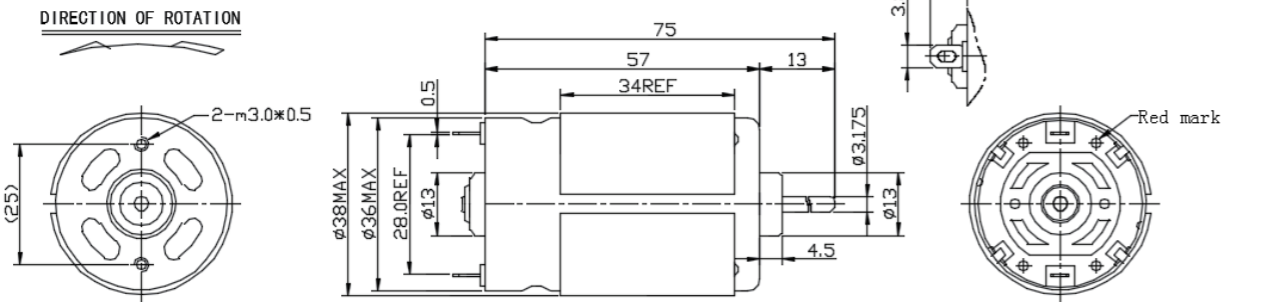
- Household appliances: hair dryer, popcorn machine, massage  
家用电器：吹风机,爆米花机,按摩器
- Power Tools: drills, electric screwdrivers  
电动工具：电钻,电动螺丝刀

## 电机特性示例 Motor characteristic example

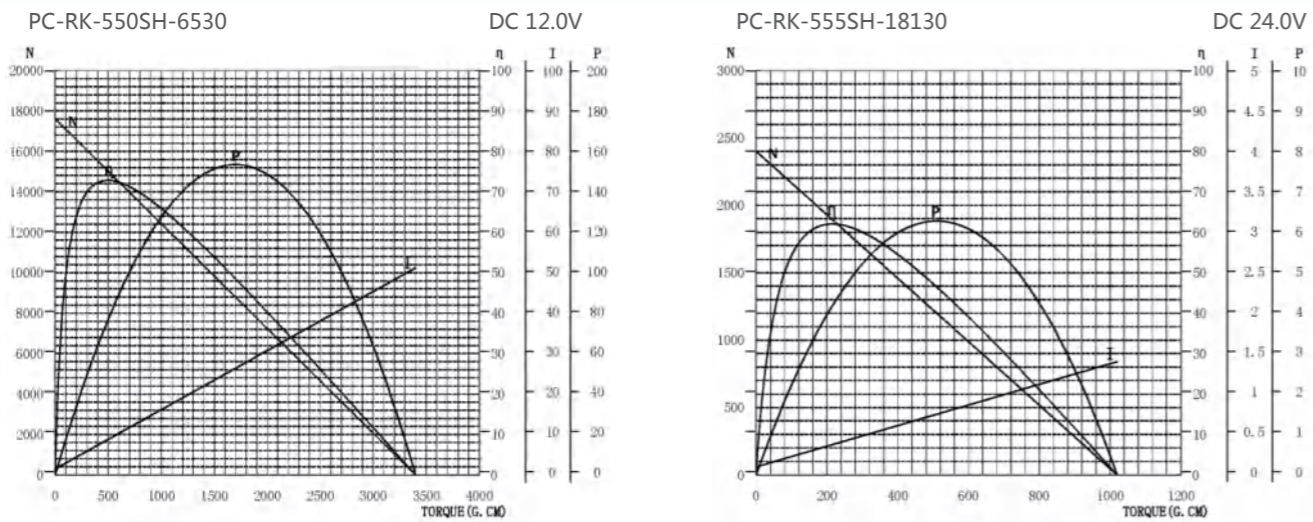
型号 MODEL	电压 VOLTAGE		无负荷 NO LOAD		最大效率点 AT MAXIMUM EFFICIENCY				起动 STALL			
	使用范围 OPERATING RANGE	额定值 NOMINAL	转速 SPEED r/min	电流 CURRENT A	转速 SPEED r/min	电流 CURRENT A	转矩 TORQUE mN.m	g.cm	功率 OUTPUT w	转矩 TORQUE mN.m	g.cm	电流 CURRENT A
PC-RK-550SH-6530	9.0-13.0	12.0V	17600	1.50	14960	8.96	50.0	510	78.3	333.3	3400	51.2
PC-RK-550SH-5045	9.0-13.0	12.0V	11800	1.00	10000	5.04	41.2	420	44.0	272.5	2780	29.0
PC-RK-555SH-4525	9.0-13.0	12.0V	11800	0.8	9800	4.72	41.2	420	42.8	260.8	2660	25.7
PC-RK-555SH-18130	15.0-19.0	18.0V	2400	0.1	2000	0.26	15.7	160	3.3	100.0	1020	1.4

## 其他参数：根据客户的需求设计 Other parameters: according to customer demand for design

外形尺寸 Appearance Size



## 电机特性(T-N-I曲线) Motor characteristics (T-N-I curve)



# PC-GM10F-1012VA

OUTPUT APPROX 0.05-0.8W  
输出功率 约0.05-0.8W

减速电机  
Gear-box motors



## 典型应用 Typical Applications

- Locks, personal care  
门锁,个人护理

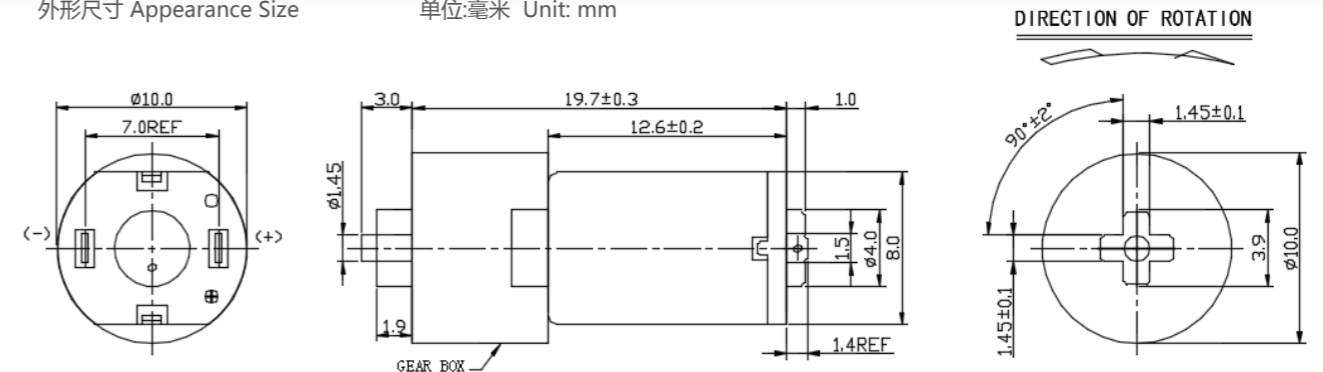
## 电机特性示例 Motor characteristic example

型号 MODEL	转速 SPEED r/min	电压 VOLTAGE		无负荷 NO LOAD		最大效率点 AT MAXIMUM EFFICIENCY				起动 STALL			
		使用范围 OPERATING RANGE	额定值 NOMINAL	转速 SPEED r/min	电流 CURRENT A	转速 SPEED r/min	电流 CURRENT A	转矩 TORQUE mN.m	g.cm	功率 OUTPUT w	转矩 TORQUE mN.m	g.cm	电流 CURRENT A
PC-GM10F-1012VA-6Z170-171	1:171	1.0-3.0	1.5V	40	0.050	25.2	0.087	12.0	122.8	0.032	32.5	332	0.15
PC-GM10F-1012VA-06181-171	1:171	1.5-4.0	3.0V	90	0.037	63.9	0.093	16.0	163.6	0.107	55.3	564	0.23

## 其他参数：根据客户的需求设计 Other parameters: according to customer demand for design

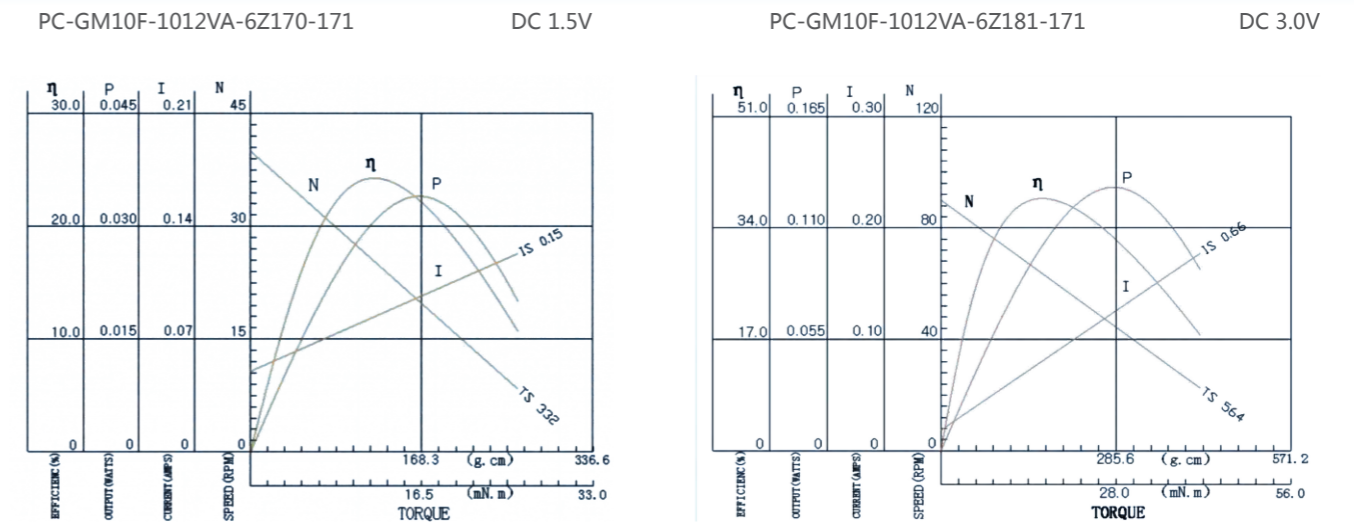
外形尺寸 Appearance Size

单位:毫米 Unit: mm




\*备注行星减速箱,超小体积\* Note: Planetary gearbox, ultra-small size

## 电机特性(T-N-I曲线) Motor characteristics (T-N-I curve)



# PC-GM10F-M10VA/M20VA

OUTPUT APPROX 0.05-1.0W  
 输出功率 约0.05-1.0W  
 减速电机  
 Gear-box motors



## 典型应用 Typical Applications

- Electronic door lock / Monitor / Printer / Robot / Optic equipment / Precision instrument  
 电子门锁/监视器/打印机/机器人/光学仪器/精密仪器

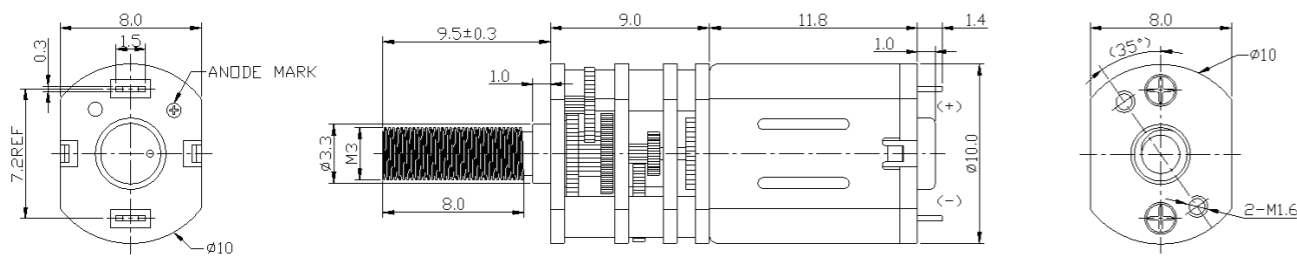
## 电机特性示例 Motor characteristic example

型号 MODEL	电压 VOLTAGE		无负荷 NO LOAD		最大效率点 AT MAXIMUM EFFICIENCY				起动 STALL			
	使用范围 OPERATING RANGE	额定值 NOMINAL	转速 SPEED r/min	电流 CURRENT A	转速 SPEED r/min	电流 CURRENT A	转矩 TORQUE mN.m	g.cm	功率 OUTPUT w	转矩 TORQUE mN.m	g.cm	电流 CURRENT A
PC-GM10F-M10VA-06205-250	3.0-5.0	4.5V	89	0.050	64.1	0.128	25.4	258.7	0.170	90.6	924	0.33
PC-GM10F-M20VA-06180-250	2.0-4.0	3.0V	41	0.025	29.9	0.067	25.3	258.4	0.079	93.8	957	0.18

其他参数：根据客户的需求设计 Other parameters: according to customer demand for design

PC-GM10F-M10VA

UNIT:MILLIMETERS

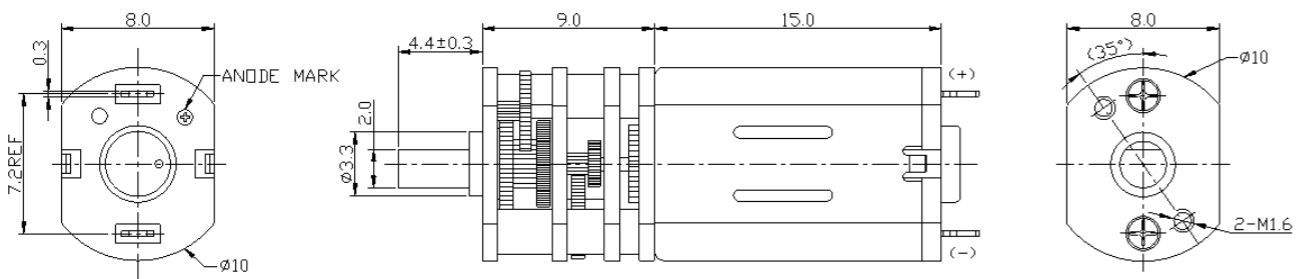


\* 备注:金属减速箱,不锈钢齿轮,超小体积 \* Note: metal gear box, stainless steel gear, ultra-small size

减速比 Reduction Ratio	1:50	1:100	1:250
------------------------	------	-------	-------

PC-GM10F-M20VA

UNIT:MILLIMETERS



\* 备注:金属减速箱,不锈钢齿轮,超小体积 \* Note: metal gear box, stainless steel gear, ultra-small size

减速比 Reduction Ratio	1:50	1:100	1:250
------------------------	------	-------	-------

# PC-GM12F-N10VA/N20VA

OUTPUT APPROX 0.1-1.6W  
 输出功率 约0.1-1.6W  
 减速电机  
 Gear-box motors



## 典型应用 Typical Applications

- Electronic door lock / Monitor / Printer / Robot / Optic equipment / Precision instrument  
 电子门锁/监视器/打印机/机器人/光学仪器/精密仪器
- Precision instrument / Adult Products  
 精密仪器/成人用品

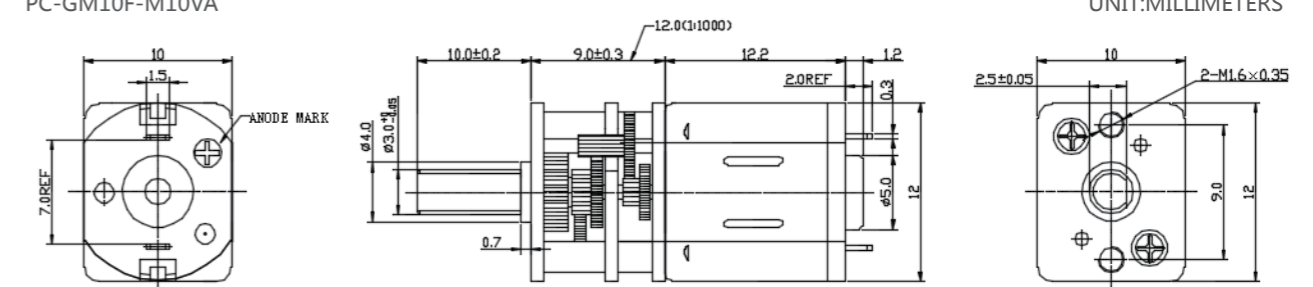
## 电机特性示例 Motor characteristic example

型号 MODEL	电压 VOLTAGE		无负荷 NO LOAD		最大效率点 AT MAXIMUM EFFICIENCY				起动 STALL			
	使用范围 OPERATING RANGE	额定值 NOMINAL	转速 SPEED r/min	电流 CURRENT A	转速 SPEED r/min	电流 CURRENT A	转矩 TORQUE mN.m	g.cm	功率 OUTPUT w	转矩 TORQUE mN.m	g.cm	电流 CURRENT A
PC-GM12F-N10VA-07295-298	4.0-7.0	6.0V	61	0.034	47.0	0.118	46.8	477.0	0.230	203.3	2074	0.40
PC-GM12F-N10VA-08230-298	3.0-6.0	4.5V	59	0.040	46.6	0.145	41.6	424.2	0.203	198.0	2020	0.54
PC-GM12F-N20VA-08260-150	3.0-6.0	5.0V	98	0.030	76.4	0.129	21.6	219.9	0.229	130.1	1327	0.46
PC-GM12F-N20VA-10155-298	4.0-7.0	6.0V	75	0.045	62.3	0.224	95.1	969.7	0.619	559.2	5704	1.10

其他参数：根据客户的需求设计 Other parameters: according to customer demand for design

PC-GM10F-M10VA

UNIT:MILLIMETERS

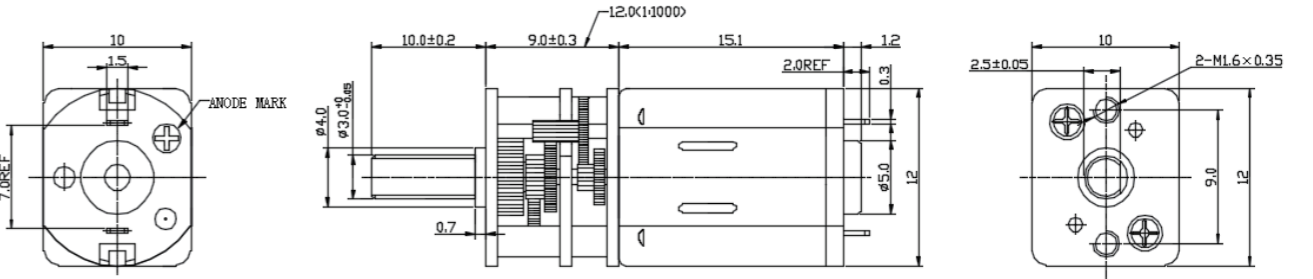


\* 备注:金属减速箱,不锈钢齿轮 \* Note: metal gear box, stainless steel gear

减速比 Reduction Ratio	1:3	1:5	1:10	1:30	1:50	1:63	1:100	1:150	1:210	1:250	1:298	1:1000
------------------------	-----	-----	------	------	------	------	-------	-------	-------	-------	-------	--------

PC-GM10F-M10VA

UNIT:MILLIMETERS



\* 备注:金属减速箱,不锈钢齿轮 \* Note: metal gear box, stainless steel gear

减速比 Reduction Ratio	1:3	1:5	1:10	1:30	1:50	1:63	1:100	1:150	1:210	1:250	1:298	1:1000
------------------------	-----	-----	------	------	------	------	-------	-------	-------	-------	-------	--------



# PC-GM12F-N20VA/N30VA

OUTPUT APPROX 0.1-1.8W  
输出功率 约0.1-1.8W

减速电机  
Gear-box motors



## 典型应用 Typical Applications

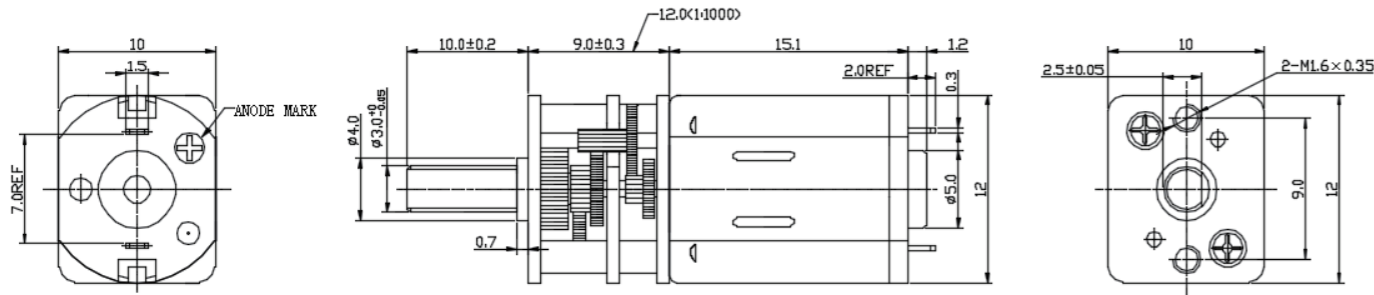
- Electronic door lock / Monitor / Printer / Robot / Optic equipment / Precision instrument  
电子门锁/监视器/打印机/机器人/光学仪器/精密仪器
- Precision instrument / Adult Products  
精密仪器/成人用品

## 电机特性示例 Motor characteristic example

型号 MODEL	电压 VOLTAGE		无负荷 NO LOAD		最大效率点 AT MAXIMUM EFFICIENCY				起动 STALL			
	使用范围 OPERATING RANGE	额定值 NOMINAL	转速 SPEED r/min	电流 CURRENT A	转速 SPEED r/min	电流 CURRENT A	转矩 TORQUE mN.m	g.cm	功率 OUTPUT w	转矩 TORQUE mN.m	g.cm	电流 CURRENT A
PC-GM12F-N20VA-08260-150	3.0-6.0	5.0V	98	0.030	76.4	0.129	21.6	219.9	0.229	130.1	1327	0.46
PC-GM12F-N20VA-05450-1000	2.0-5.0	3.0V	3.8	0.014	2.5	0.027	56.1	572.6	0.015	165.0	1684	0.052
PC-GM12F-N30VA-1658-298	0.8-2.5	1.5V	35.2	0.070	28.2	0.282	70.7	720.8	0.208	353.3	3604	1.13
PC-GM12F-N30VA-11130-30	4.0-7.0	6.0V	590	0.050	484	0.225	15.9	162.0	0.800	88.2	900	1.02

其他参数：根据客户的需求设计 Other parameters: according to customer demand for design

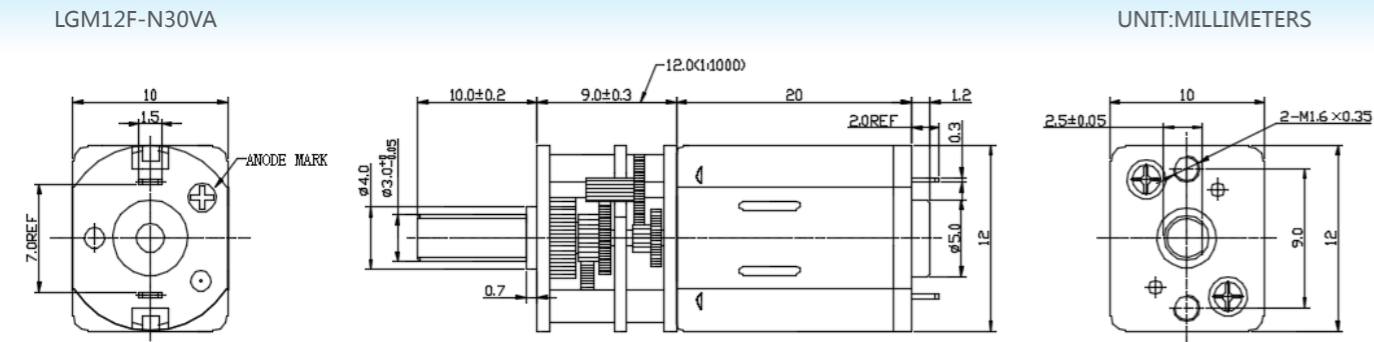
PC-GM12F-N20VA



\* 备注:金属减速箱,不锈钢齿轮 \* Note: metal gear box, stainless steel gear

减速比 Reduction Ratio	1:3	1:5	1:10	1:30	1:50	1:63	1:100	1:150	1:210	1:250	1:298	1:1000
---------------------	-----	-----	------	------	------	------	-------	-------	-------	-------	-------	--------

LGM12F-N30VA



\* 备注:金属减速箱,不锈钢齿轮 \* Note: metal gear box, stainless steel gear

减速比 Reduction Ratio	1:3	1:5	1:10	1:30	1:50	1:63	1:100	1:150	1:210	1:250	1:298	1:1000
---------------------	-----	-----	------	------	------	------	-------	-------	-------	-------	-------	--------

# PC-GM13F-030SA/050SA

OUTPUT APPROX 0.1-1.8W  
输出功率 约0.1-1.8W

减速电机  
Gear-box motors



## 典型应用 Typical Applications

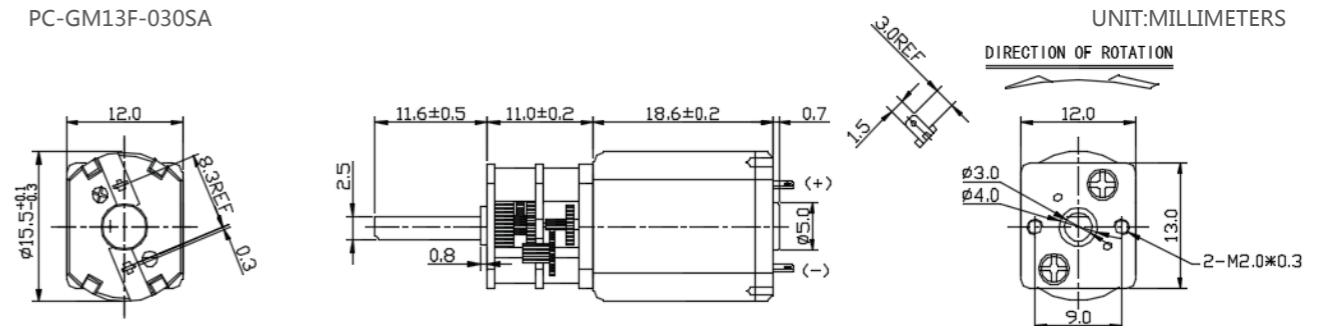
- Electronic door lock / Monitor / Printer / Robot / Optic equipment / Precision instrument  
电子门锁/监视器/打印机/机器人/光学仪器/精密仪器
- Precision instrument / Adult Products  
精密仪器/成人用品

## 电机特性示例 Motor characteristic example

型号 MODEL	电压 VOLTAGE		无负荷 NO LOAD		最大效率点 AT MAXIMUM EFFICIENCY				起动 STALL			
	使用范围 OPERATING RANGE	额定值 NOMINAL	转速 SPEED r/min	电流 CURRENT A	转速 SPEED r/min	电流 CURRENT A	转矩 TORQUE mN.m	g.cm	功率 OUTPUT w	转矩 TORQUE mN.m	g.cm	电流 CURRENT A
PC-GM13F-030SA-10195-360	3.0-6.0	5.0V	32	0.050	25.0	0.182	118.0	1203.4	0.308	536.3	5470	0.65
PC-GM13F-030SA-08300-115	6.0-9.0	8.0V	105	0.032	84.0	0.124	50.5	514.8	0.444	252.4	2574	0.49
PC-GM13F-050SH-11170-250	5.0-8.0	7.0V	40	0.047	31.6	0.184	146.1	1490.2	0.483	695.7	7096	0.70
PC-GM13K-050SH-07295-96	8.0-12.0	11.0V	83	0.047	60.6	0.123	50.9	519.5	0.323	188.6	1924	0.33

其他参数：根据客户的需求设计 Other parameters: according to customer demand for design

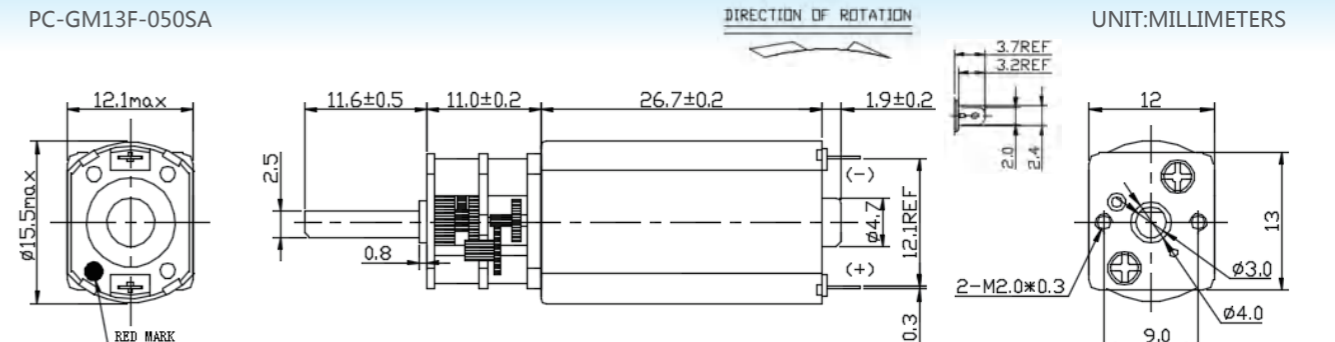
PC-GM13F-030SA



\* 备注:金属减速箱,不锈钢齿轮 \* Note: metal gear box, stainless steel gear

减速比 Reduction Ratio	1:3	1:10	1:17	1:20	1:35	1:63	1:96	1:115	1:150	1:250	1:360	/
---------------------	-----	------	------	------	------	------	------	-------	-------	-------	-------	---

PC-GM13F-050SA



\* 备注:金属减速箱,不锈钢齿轮 \* Note: metal gear box, stainless steel gear

减速比 Reduction Ratio	1:3	1:10	1:17	1:20	1:35	1:63	1:96	1:115	1:150	1:250	1:360	/
---------------------	-----	------	------	------	------	------	------	-------	-------	-------	-------	---

# PC-GM14F-N20VA/N30VA

OUTPUT APPROX 0.1-1.8W  
输出功率 约0.1-1.8W

减速电机  
Gear-box motors



## 典型应用 Typical Applications

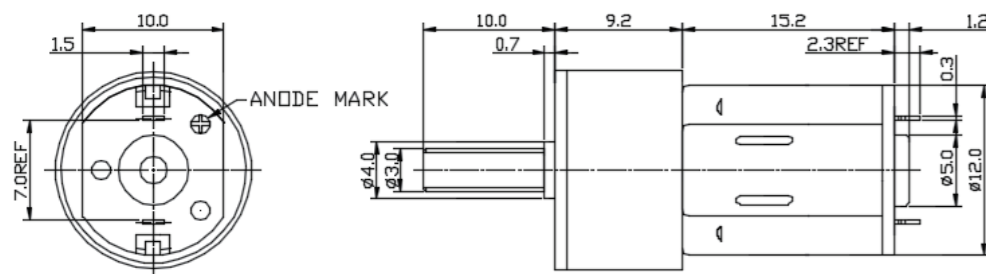
- Electronic door lock / Monitor / Printer / Robot / Optic equipment / Precision instrument  
电子门锁/监视器/打印机/机器人/光学仪器/精密仪器
- Precision instrument / Adult Products  
精密仪器/成人用品

## 电机特性示例 Motor characteristic example

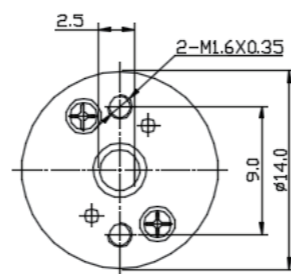
型号 MODEL	电压 VOLTAGE		无负荷 NO LOAD		最大效率点 AT MAXIMUM EFFICIENCY				起动 STALL			
	使用范围 OPERATING RANGE	额定值 NOMINAL	转速 SPEED r/min	电流 CURRENT A	转速 SPEED r/min	电流 CURRENT A	转矩 TORQUE mN.m	g.cm	功率 OUTPUT w	转矩 TORQUE mN.m	g.cm	电流 CURRENT A
PC-GM14F-N20VA-08260-150	3.0-6.0	5.0V	98	0.032	77.4	0.122	41.4	422.1	0.335	197.1	2010	0.46
PC-GM14F-N20VA-10155-298	4.0-7.0	6.0V	75	0.045	62.3	0.224	95.1	970	0.619	559.2	5704	1.10
PC-GM14F-N30VA-09120-298	4.0-7.0	2.5V	17	0.020	12.6	0.070	82.0	837	0.108	315.5	3218	0.20
PC-GM14F-N30VA-11130-30	4.0-7.0	6.0V	590	0.050	484	0.225	15.9	162	0.800	88.2	900	1.02

其他参数：根据客户的需求设计 Other parameters: according to customer demand for design

PC-GM14F-N20VA



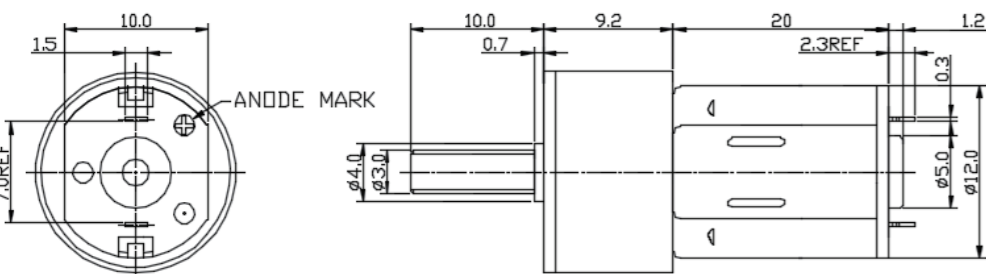
UNIT:MILLIMETERS



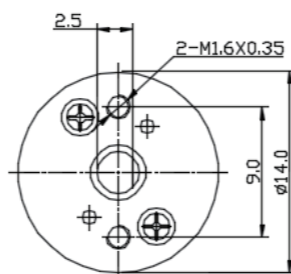
\* 备注:金属减速箱,不锈钢齿轮 \* Note: metal gear box, stainless steel gear

减速比 Reduction Ratio	1:3	1:5	1:10	1:30	1:50	1:63	1:100	1:150	1:210	1:250	1:298	1:380
---------------------	-----	-----	------	------	------	------	-------	-------	-------	-------	-------	-------

PC-GM14F-N30VA



UNIT:MILLIMETERS



\* 备注:金属减速箱,不锈钢齿轮 \* Note: metal gear box, stainless steel gear

减速比 Reduction Ratio	1:3	1:5	1:10	1:30	1:50	1:63	1:100	1:150	1:210	1:250	1:298	1:380
---------------------	-----	-----	------	------	------	------	-------	-------	-------	-------	-------	-------

# PC-GM16F-030SA/050SA

OUTPUT APPROX 0.1-1.8W  
输出功率 约0.1-1.8W

减速电机  
Gear-box motors



## 典型应用 Typical Applications

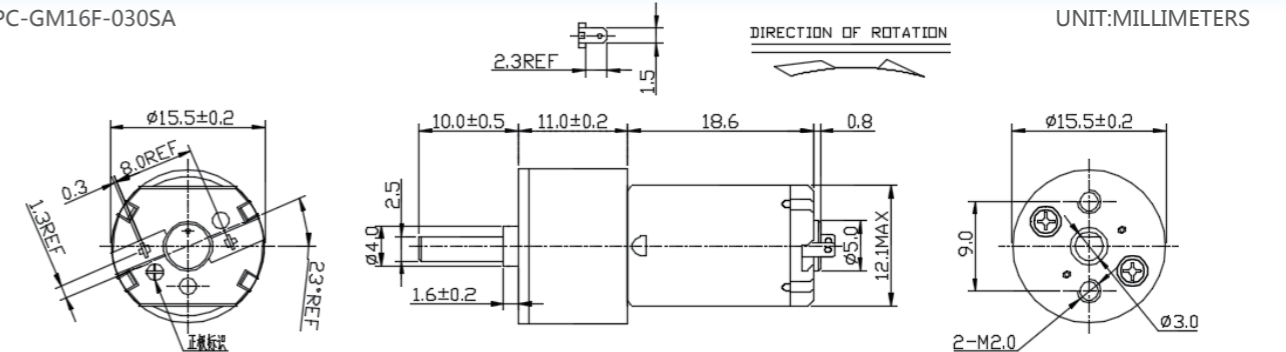
- Electronic door lock / Monitor / Printer / Robot / Optic equipment / Precision instrument  
电子门锁/监视器/打印机/机器人/光学仪器/精密仪器
- Precision instrument / Adult Products  
精密仪器/成人用品

## 电机特性示例 Motor characteristic example

型号 MODEL	电压 VOLTAGE		无负荷 NO LOAD		最大效率点 AT MAXIMUM EFFICIENCY				起动 STALL			
	使用范围 OPERATING RANGE	额定值 NOMINAL	转速 SPEED r/min	电流 CURRENT A	转速 SPEED r/min	电流 CURRENT A	转矩 TORQUE mN.m	g.cm	功率 OUTPUT w	转矩 TORQUE mN.m	g.cm	电流 CURRENT A
PC-GM16F-030SA-10195-360	3.0-6.0	5.0V	32	0.050	25.0	0.182	118.0	1203.4	0.308	536.3	5470	0.65
PC-GM16F-030SA-08300-115	6.0-9.0	8.0V	105	0.032	84.0	0.124	45.9	468.0	0.403	229.4	2340	0.49
PC-GM16F-050SH-11170-250	5.0-8.0	7.0V	40	0.047	31.6	0.184	132.8	1354.5	0.439	632.4	6450	0.70
PC-GM16K-050SH-07295-96	8.0-12.0	11.0V	83	0.047	60.6	0.123	50.9	519.5	0.323	188.6	1924	0.33

其他参数：根据客户的需求设计 Other parameters: according to customer demand for design

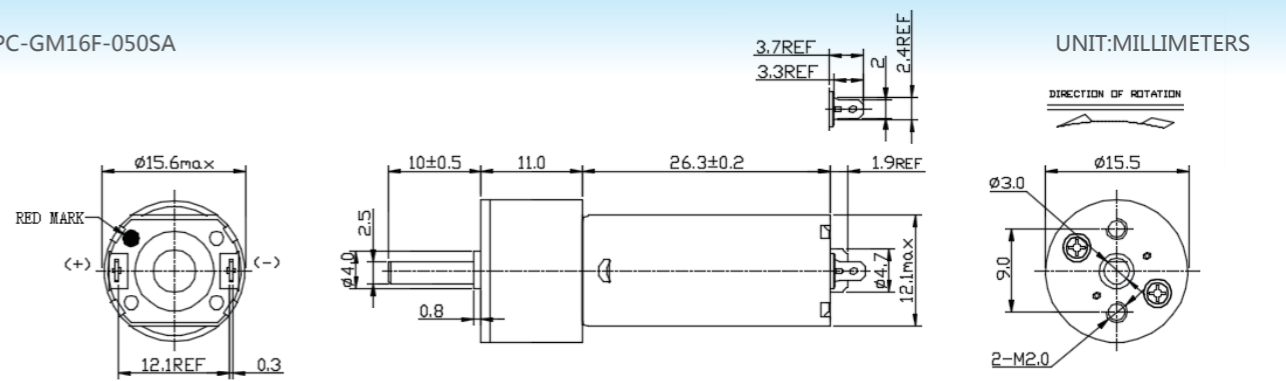
PC-GM16F-030SA



\* 备注:金属减速箱,不锈钢齿轮 \* Note: metal gear box, stainless steel gear

减速比 Reduction Ratio	1:3	1:10	1:17	1:20	1:35	1:63	1:96	1:115	1:150	1:250	1:360	/
---------------------	-----	------	------	------	------	------	------	-------	-------	-------	-------	---

PC-GM16F-050SA



\* 备注:金属减速箱,不锈钢齿轮 \* Note: metal gear box, stainless steel gear

减速比 Reduction Ratio	1:3	1:10	1:17	1:20	1:35	1:63	1:96	1:115	1:150	1:250	1:360	/
---------------------	-----	------	------	------	------	------	------	-------	-------	-------	-------	---



# PC-GM20F/K-130SH/180SH

OUTPUT APPROX 0.1-3.5W  
输出功率 约0.1-3.5W

减速电机  
Gear-box motors



## 典型应用 Typical Applications

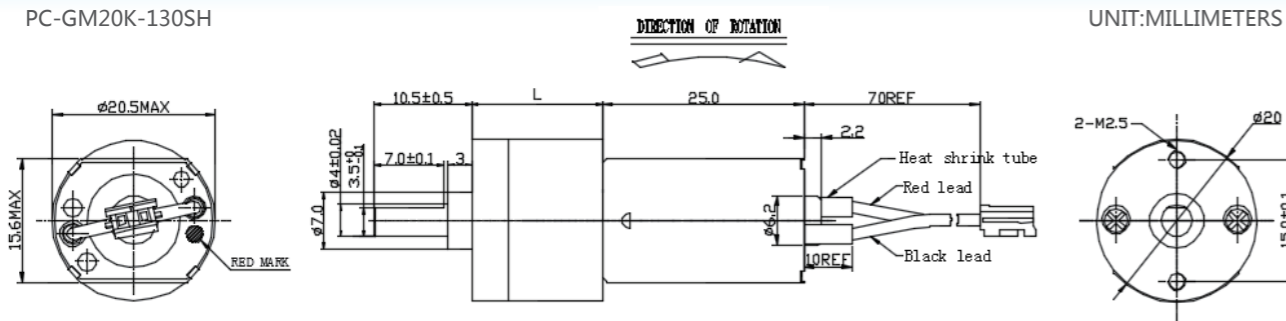
- Bank equipment / Safe box / Paper feeder / Intelligent gas meter / Tissue machine  
银行设备/保险箱/供纸盒/智能燃气表/卫生纸机
- Accessory of automobile / And equipment / Analysis instrument / Electronic game machine  
汽车配件/和设备/分析仪/电子游戏机

## 电机特性示例 Motor characteristic example

型号 MODEL	电压 VOLTAGE		无负荷 NO LOAD		最大效率点 AT MAXIMUM EFFICIENCY				起动 STALL			
	使用范围 OPERATING RANGE	额定值 NOMINAL	转速 SPEED r/min	电流 CURRENT A	转速 SPEED r/min	电流 CURRENT A	转矩 TORQUE mN.m	g.cm	功率 OUTPUT w	转矩 TORQUE mN.m	g.cm	电流 CURRENT A
PC-GM20K-130SH-14230-269	5.0-8.0	7.0V	31	0.075	24.8	0.300	178.8	1824	0.464	894.1	9120	1.20
PC-GM20K-130SH-08600-25	20.0-25.0	24.0V	440	0.044	352	0.150	35.3	360	1.300	176.5	1800	0.60
PC-GM20K-180SH-15155-269	5.0-8.0	7.0V	29	0.098	22.9	0.371	609.2	6213.9	1.460	284.4	2901	1.40
PC-GM20F-180SH-08320-1220	9.0-13.0	12.0V	5	0.028	3.9	0.103	361.2	3684	0.147	1641.7	16746	0.37

## 其他参数：根据客户的需求设计 Other parameters: according to customer demand for design

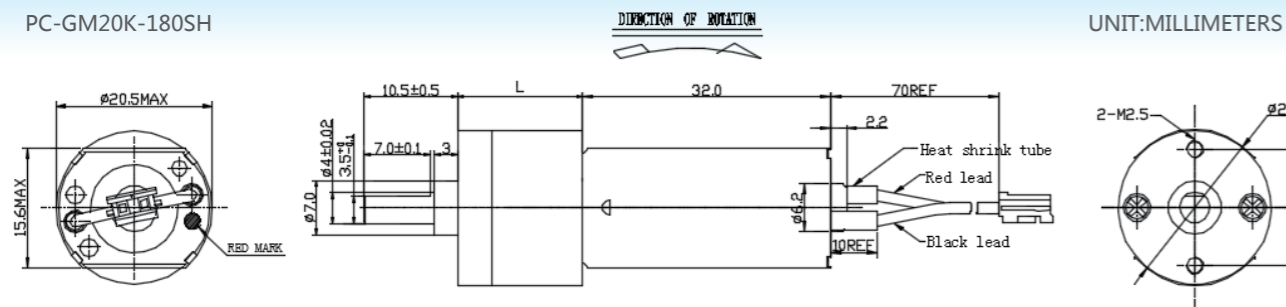
PC-GM20K-130SH



\* 备注:金属减速箱,不锈钢齿轮 \* Note: metal gear box, stainless steel gear

减速比 Reduction Ratio	1:25	1:31.2	1:62.5	1:78	1:125	1:156	1:195	1:250	1:269	1:390	1:488	1:1220
减速箱长度 (L) Length gearbox (L)	16	17.5	19	20.5	22.2							

PC-GM20K-180SH



\* 备注:金属减速箱,不锈钢齿轮 \* Note: metal gear box, stainless steel gear

减速比 Reduction Ratio	1:25	1:31.2	1:62.5	1:78	1:125	1:156	1:195	1:250	1:269	1:390	1:488	1:1220
减速箱长度 (L) Length gearbox (L)	16	17.5	19	20.5	22.2							

# PC-GM25F/K-370CH/300CH/330CH

OUTPUT APPROX 0.1-4.5W  
输出功率 约0.1-4.5W

减速电机  
Gear-box motors



## 典型应用 Typical Applications

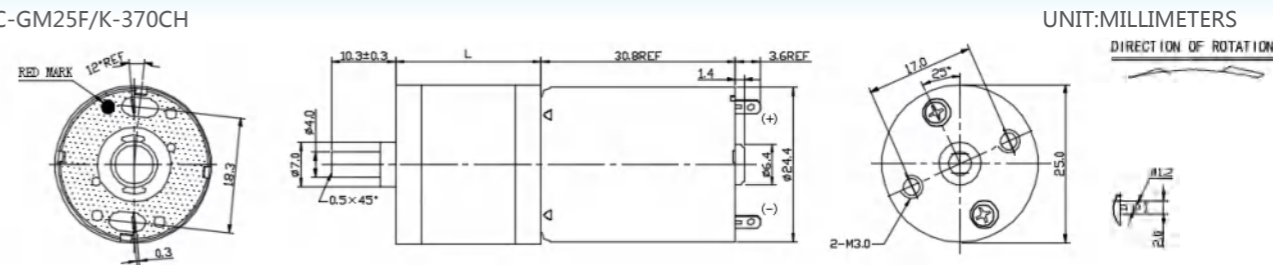
- Bank equipment / Safe box / Paper feeder / Intelligent gas meter / Tissue machine  
银行设备/保险箱/供纸盒/智能燃气表/卫生纸机
- Accessory of automobile / And equipment / Analysis instrument / Electronic game machine  
汽车配件/和设备/分析仪/电子游戏机

## 电机特性示例 Motor characteristic example

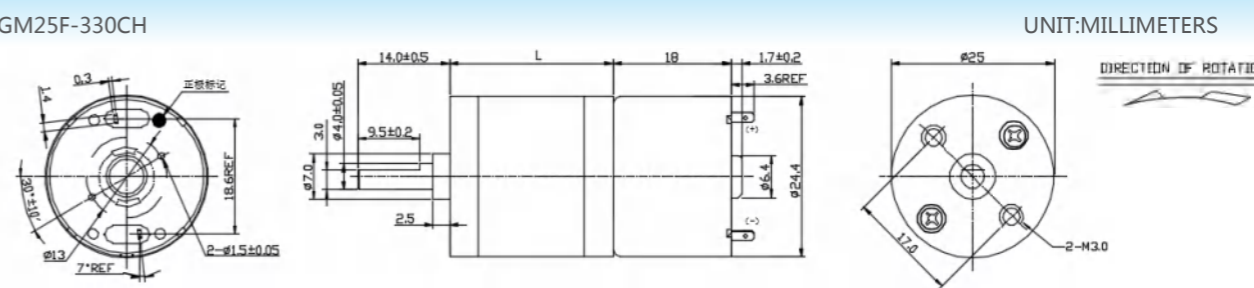
型号 MODEL	电压 VOLTAGE		无负荷 NO LOAD		最大效率点 AT MAXIMUM EFFICIENCY				起动 STALL			
	使用范围 OPERATING RANGE	额定值 NOMINAL	转速 SPEED r/min	电流 CURRENT A	转速 SPEED r/min	电流 CURRENT A	转矩 TORQUE mN.m	g.cm	功率 OUTPUT w	转矩 TORQUE mN.m	g.cm	电流 CURRENT A
PC-GM25F-370CH-13185-130	4.0-7.0	6.0V	60	0.095	47.5	0.322	199	2030	0.989	905.0	9230	1.23
PC-GM25F-330CH-11440-130	9.0-13.0	12.0V	44	0.020	33.9	0.068	65.8	671	0.233	286.0	2917	0.23
PC-GM25F-300CH-08700-499	3.0-5.0	4.5V	5	0.015	3.5	0.035	64.8	660.6	0.024	215.8	2202	0.08

## 其他参数：根据客户的需求设计 Other parameters: according to customer demand for design

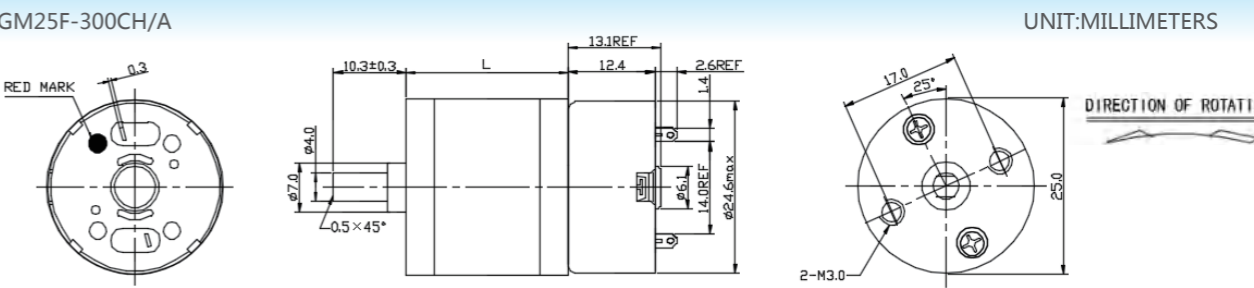
PC-GM25F/K-370CH



PC-GM25F-330CH



PC-GM25F-300CH/A




\* 备注:金属减速箱,不锈钢齿轮 \* Note: metal gear box, stainless steel gear

减速比 Reduction Ratio	1:26.9	1:35.5	1:46.9	1:59.2	1:78.1	1:103	1:130	1:172	1:227	1:286	1:378	1:499
减速箱长度 (L) Length gearbox (L)	21	23	25	27								

# PC-GM37K-520SA/555SH

OUTPUT APPROX 3-100W  
输出功率 约3-100W

减速电机  
Gear-box motors



### 典型应用 Typical Applications

- Bank equipment / Safe box / Paper feeder / Intelligent gas meter / Tissue machine  
银行设备/保险箱/供纸盒/智能燃气表/卫生纸机
- Accessory of automobile / And equipment / Analysis instrument / Electronic game machine  
汽车配件/和设备/分析仪/电子游戏机

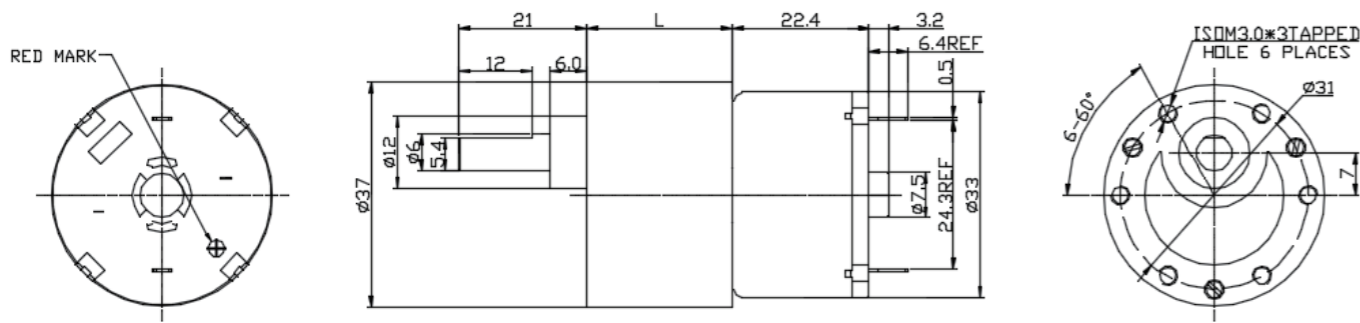
### 电机特性示例 Motor characteristic example

型号 MODEL	电压 VOLTAGE		无负荷 NO LOAD		最大效率点 AT MAXIMUM EFFICIENCY				起动 STALL			
	使用范围 OPERATING RANGE	额定值 NOMINAL	转速 SPEED r/min	电流 CURRENT A	转速 SPEED r/min	电流 CURRENT A	转矩 TORQUE mN.m	g.cm	功率 OUTPUT w	转矩 TORQUE mN.m	g.cm	电流 CURRENT A
PC-GM37K-520SA-17131-70	20.0-25.0	5.0V	104	0.115	84.2	0.511	126.7	1292.8	1.117	667.1	6804	2.20
PC-GM37K-555SH-18130-490	15.0-20.0	18.0V	5	0.13	4.5	0.152	1519	15494	0.715	151905.7	154938	1.40

### 其他参数：根据客户的需求设计 Other parameters: according to customer demand for design

PC-GM37K-520SA

UNIT:MILLIMETERS

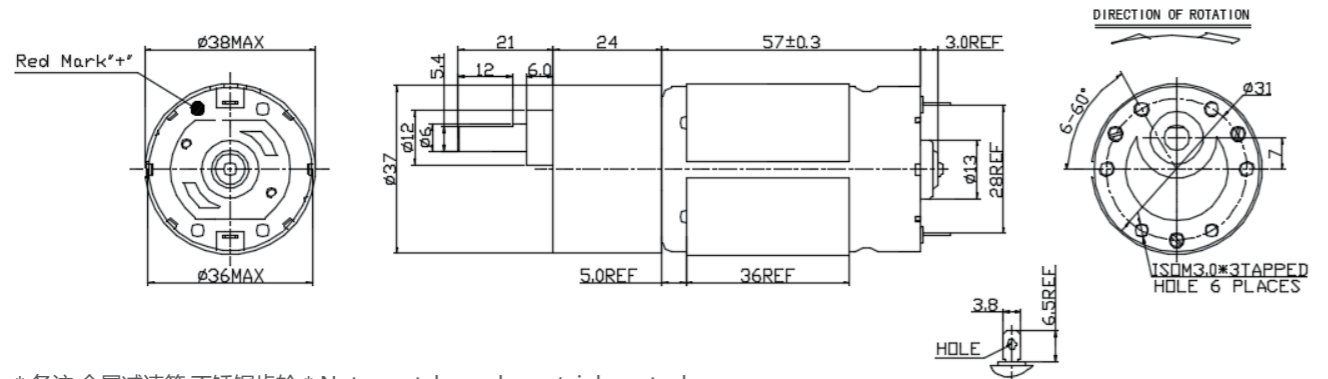


\* 备注:金属减速箱,不锈钢齿轮 \* Note: metal gear box, stainless steel gear

减速比 Reduction Ratio	1:10	1:50	1:70	1:90	1:150	1:210	1:270	1:490	/	/	/	/
减速箱长度 (L) Length gearbox (L)	19	24				26.5		29				/

PC-GM37K-555SH

UNIT:MILLIMETERS




\* 备注:金属减速箱,不锈钢齿轮 \* Note: metal gear box, stainless steel gear

减速比 Reduction Ratio	1:10	1:50	1:70	1:90	1:150	1:210	1:270	1:490	/	/	/	/
减速箱长度 (L) Length gearbox (L)	19	24				26.5		29				/

# PC-GM46K-370CH

OUTPUT APPROX 0.1-10W  
输出功率 约0.1-10W

减速电机  
Gear-box motors



### 典型应用 Typical Applications

- Bank equipment / Safe box / Paper feeder / Intelligent gas meter / Tissue machine  
银行设备/保险箱/供纸盒/智能燃气表/卫生纸机
- Accessory of automobile / And equipment / Analysis instrument / Electronic game machine  
汽车配件/和设备/分析仪/电子游戏机

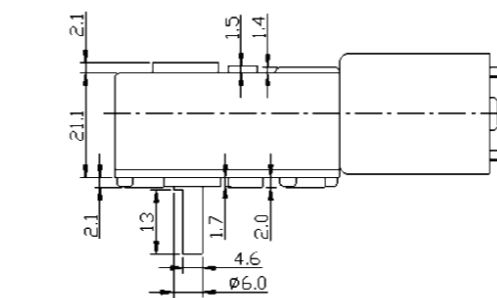
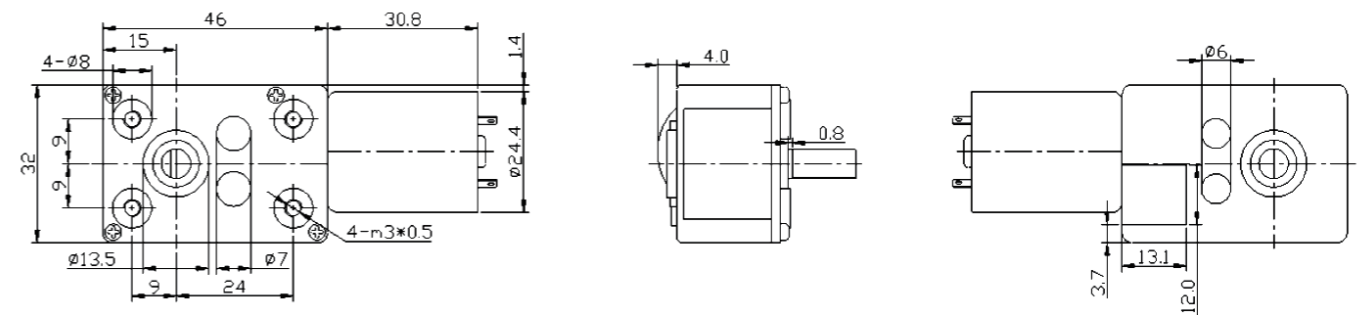
### 电机特性示例 Motor characteristic example

型号 MODEL	电压 VOLTAGE		无负荷 NO LOAD		最大效率点 AT MAXIMUM EFFICIENCY				起动 STALL			
	使用范围 OPERATING RANGE	额定值 NOMINAL	转速 SPEED r/min	电流 CURRENT A	转速 SPEED r/min	电流 CURRENT A	转矩 TORQUE mN.m	g.cm	功率 OUTPUT w	转矩 TORQUE mN.m	g.cm	电流 CURRENT A
PC-GM46K-370CH-19220-324	7.0-10.0	9.0V	19.7	0.06	16.7	0.323	448.3	4572.3	0.785	2988.4	30482	1.81

### 其他参数：根据客户的需求设计 Other parameters: according to customer demand for design

PC-GM46K-370CH

UNIT:MILLIMETERS



减速比 Reduction Ratio	1:324
减速比 Reduction Ratio	1:324

\* 备注:金属减速箱,不锈钢齿轮 \* Note: metal gear box, stainless steel gear



# PC-GM48-500CA/520CA

OUTPUT APPROX 0.03-2W  
输出功率 约0.03-2W

减速电机  
Gear-box motors



## 典型应用 Typical Applications

- Bank equipment / Safe box / Paper feeder / Intelligent gas meter / Tissue machine  
银行设备/保险箱/供纸盒/智能燃气表/卫生纸机
- Accessory of automobile / And equipment / Analysis instrument / Electronic game machine  
汽车配件/和设备/分析仪/电子游戏机

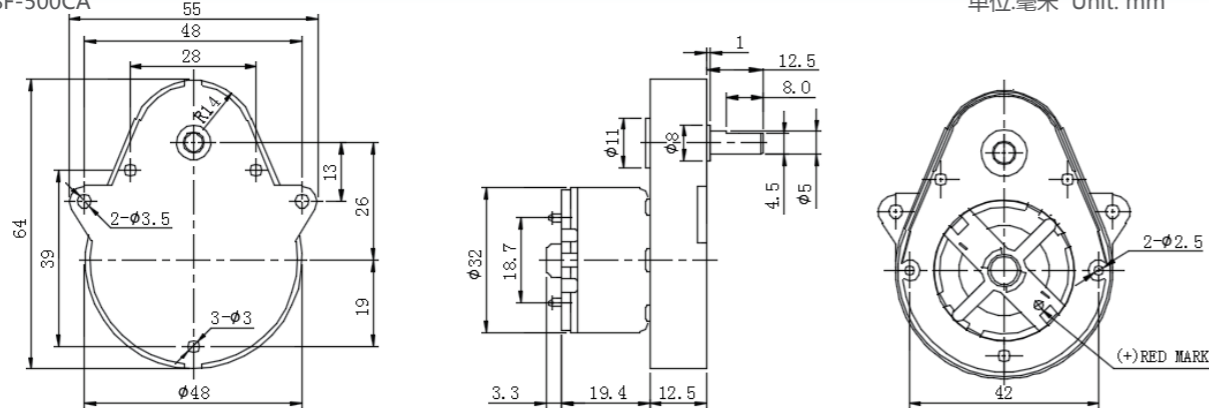
## 电机特性示例 Motor characteristic example

型号 MODEL	电压 VOLTAGE		无负荷 NO LOAD		最大效率点 AT MAXIMUM EFFICIENCY				起动 STALL			
	使用范围 OPERATING RANGE	额定值 NOMINAL	转速 SPEED r/min	电流 CURRENT A	转速 SPEED r/min	电流 CURRENT A	转矩 TORQUE mN.m	g.cm	功率 OUTPUT w	转矩 TORQUE mN.m	g.cm	电流 CURRENT A
PC-GM48F-500CA-18280-360	2.0-4.0	3.0V	7	0.060	5.5	0.207	298.9	3049.2	0.171	1358.8	13860	0.73
PC-GM48K-520CA-17370-256	4.0-7.0	6.0V	12	0.045	9.8	0.195	333.4	3400.2	0.343	1852.0	18890	0.88

## 其他参数：根据客户的需求设计 Other parameters: according to customer demand for design

PC-GM48F-500CA

单位:毫米 Unit: mm

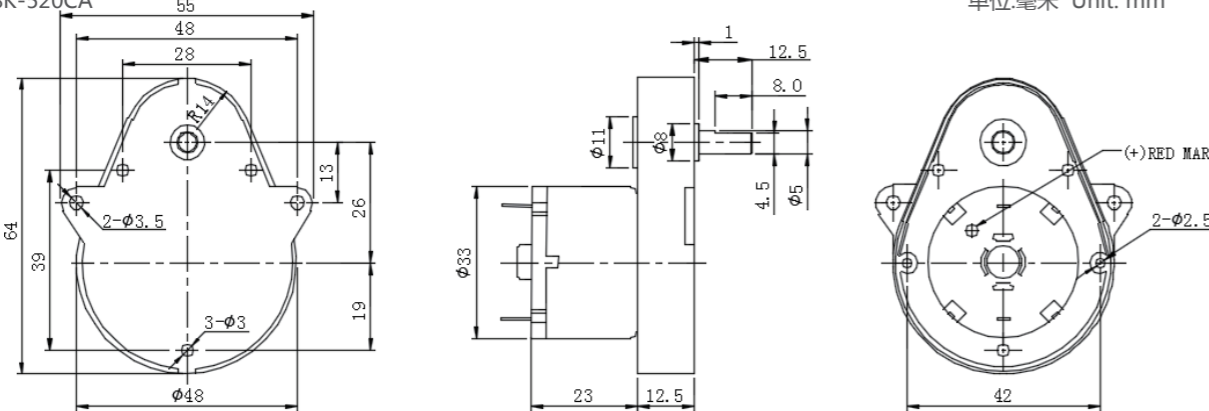


\* 备注:金属减速箱,不锈钢齿轮,超小体积 \* Note: metal gear box, stainless steel gear, ultra-small size

减速比 Reduction Ratio	1:10	1:35	1:63	1:150	1:360	/
---------------------	------	------	------	-------	-------	---

PC-GM48K-520CA

单位:毫米 Unit: mm



\* 备注:金属减速箱,不锈钢齿轮,超小体积 \* Note: metal gear box, stainless steel gear, ultra-small size

减速比 Reduction Ratio	1:10	1:35	1:63	1:150	1:360	/
---------------------	------	------	------	-------	-------	---

# PC-JS30R

OUTPUT APPROX 0.01-1.5W  
输出功率 约0.01-1.5W

减速电机  
Gear-box motors



## 典型应用 Typical Applications

- Lighting: lawn light / colorful rotating lights / crystal magic ball lights  
灯饰:草坪灯/七彩旋转灯/水晶魔球灯
- Adult Supplies / Showcase / Toys / Actuators  
成人用品/展示柜/玩具/致动器

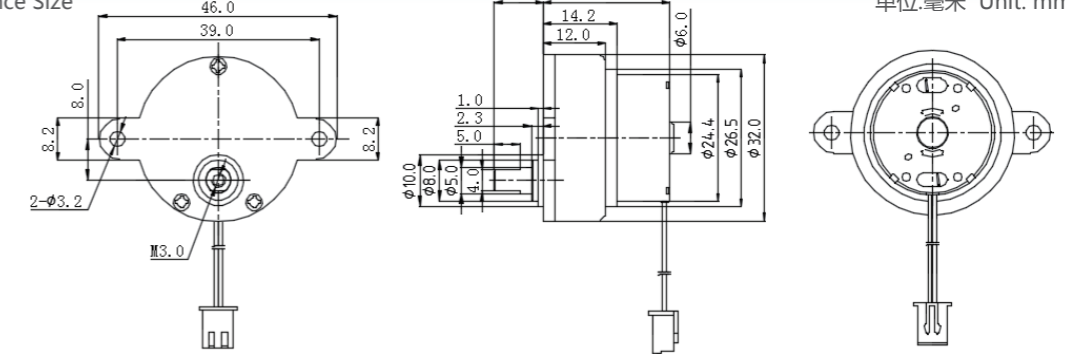
## 电机特性示例 Motor characteristic example

型号 MODEL	电压 VOLTAGE		无负荷 NO LOAD		最大效率点 AT MAXIMUM EFFICIENCY				起动 STALL			
	使用范围 OPERATING RANGE	额定值 NOMINAL	转速 SPEED r/min	电流 CURRENT A	转速 SPEED r/min	电流 CURRENT A	转矩 TORQUE mN.m	g.cm	功率 OUTPUT w	转矩 TORQUE mN.m	g.cm	电流 CURRENT A
PC-JS30RCF-06950	2.0-4.0	3.0V	1.7	0.01	1.1	0.02	72.7	741.8	0.01	204.2	2083	0.033
PC-JS30RCF-06930	9.0-13.0	12.0V	6.5	0.045	4.2	0.08	268.3	2736.3	0.12	748.0	7630	0.144

## 其他参数：根据客户的需求设计 Other parameters: according to customer demand for design

外形尺寸 Appearance Size

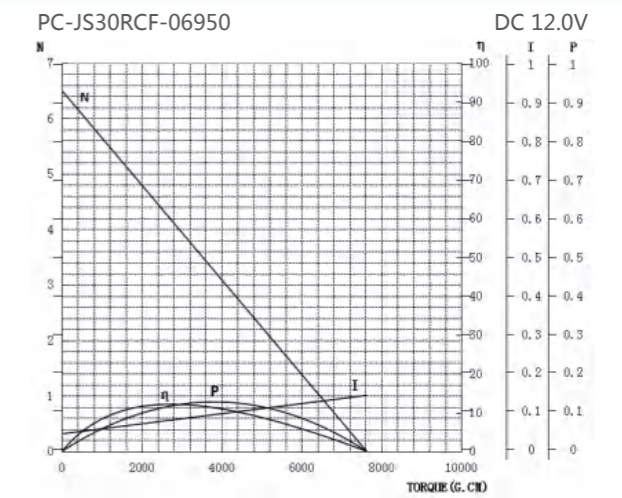
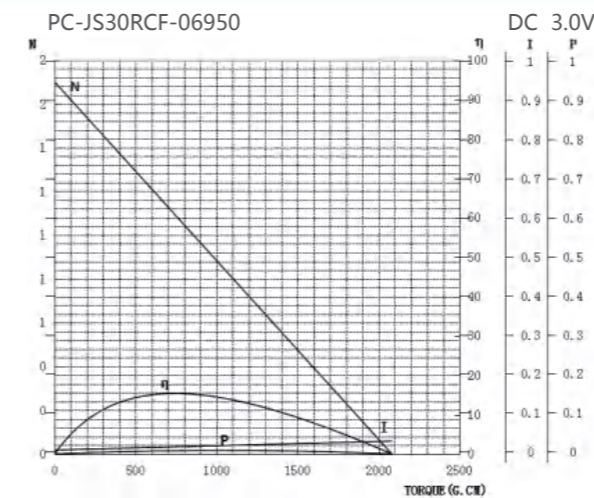
单位:毫米 Unit: mm



\* 备注:金属减速箱,不锈钢齿轮 \* Note: metal gear box, stainless steel gear

减速比 Reduction Ratio	1:36	1:108	1:180	1:380	1:600	/
---------------------	------	-------	-------	-------	-------	---

## 电机特性(T-N-I曲线) Motor characteristics (T-N-I curve)



# PC-JS30XF

OUTPUT APPROX 0.01-1.5W  
输出功率 约0.01-1.5W

减速电机  
Gear-box motors



## 典型应用 Typical Applications

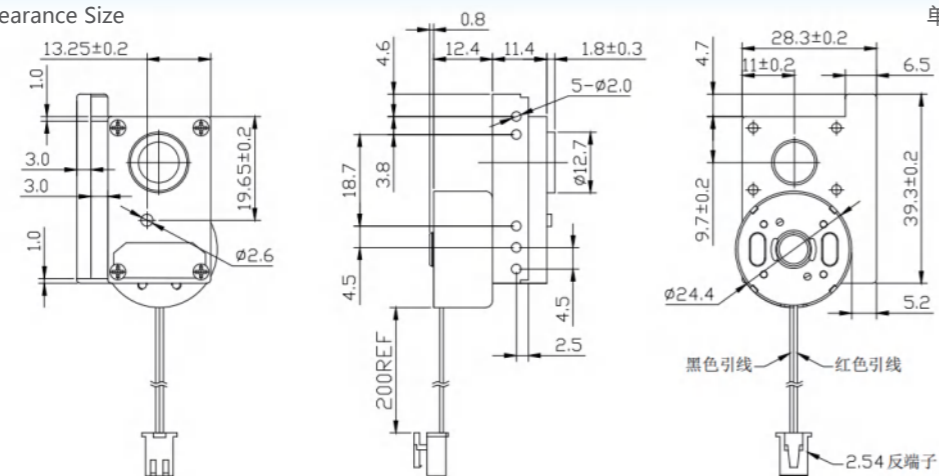
- Lighting: lawn light / colorful rotating lights / crystal magic ball lights  
灯饰:草坪灯/七彩旋转灯/水晶魔球灯
- Adult Supplies / Showcase / Toys / Actuators  
成人用品/展示柜/玩具/致动器

## 电机特性示例 Motor characteristic example

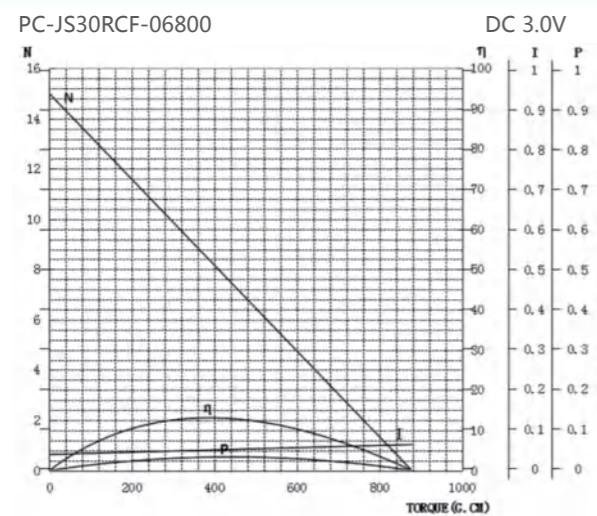
型号 MODEL	电压 VOLTAGE		无负荷 NO LOAD		最大效率点 AT MAXIMUM EFFICIENCY				起动 STALL			
	使用范围 OPERATING RANGE	额定值 NOMINAL	转速 SPEED r/min	电流 CURRENT A	转速 SPEED r/min	电流 CURRENT A	转矩 TORQUE mN.m	功率 OUTPUT g.cm	转矩 TORQUE mN.m	g.cm	电流 CURRENT A	
PC-JS30RCF-06800	4.0-6.0	5.0V	15	0.04	8.9	0.05	35.0	357.2	0.03	86.3	880	0.100

## 其他参数：根据客户的需求设计 Other parameters: according to customer demand for design

外形尺寸 Appearance Size 单位:毫米 Unit: mm



## 电机特性(T-N-I曲线) Motor characteristics (T-N-I curve)



\* 备注：塑胶外壳，内置精密齿轮（齿轮可根据负载选择金属和塑胶）\*  
Note: Plastic housing, built-in precision gear (gear can be selected according to load metal and plastic)

减速比 Reduction Ratio 1 : 146

# PC-JS30ZFL

OUTPUT APPROX 0.01-1.5W  
输出功率 约0.01-1.5W

减速电机  
Gear-box motors



## 典型应用 Typical Applications

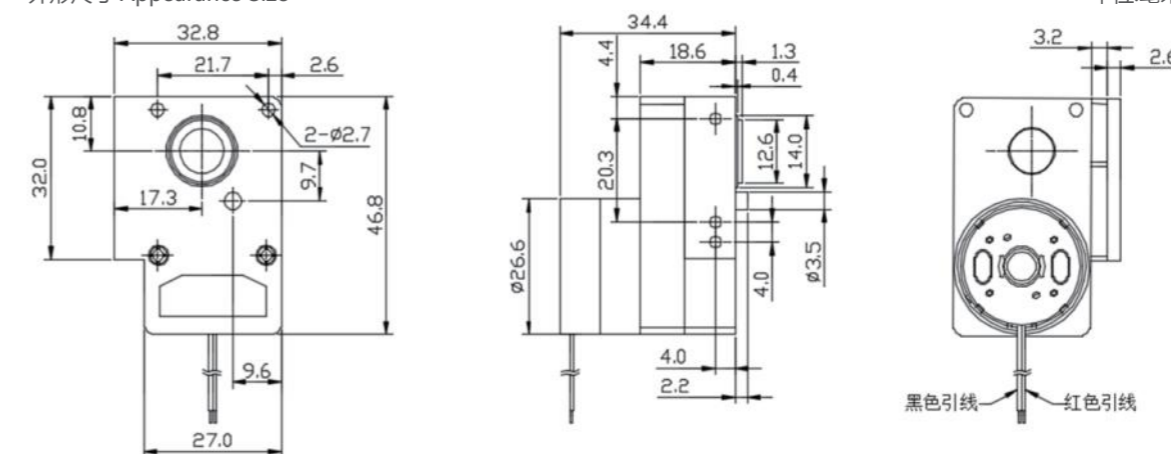
- Lighting: lawn light / colorful rotating lights / crystal magic ball lights  
灯饰:草坪灯/七彩旋转灯/水晶魔球灯
- Adult Supplies / Showcase / Toys / Actuators  
成人用品/展示柜/玩具/致动器

## 电机特性示例 Motor characteristic example

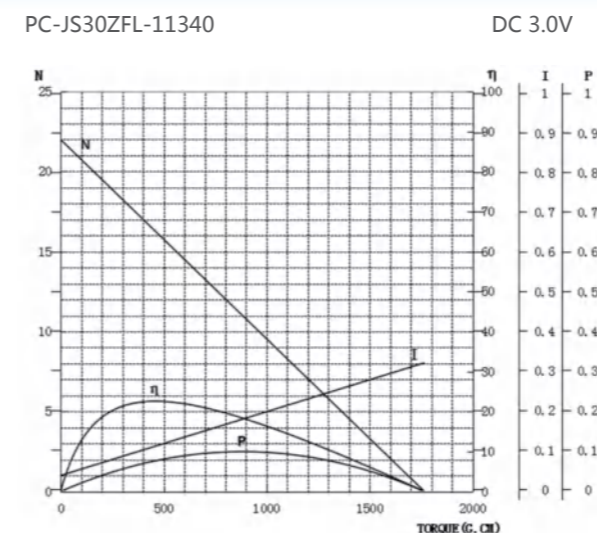
型号 MODEL	电压 VOLTAGE		无负荷 NO LOAD		最大效率点 AT MAXIMUM EFFICIENCY				起动 STALL			
	使用范围 OPERATING RANGE	额定值 NOMINAL	转速 SPEED r/min	电流 CURRENT A	转速 SPEED r/min	电流 CURRENT A	转矩 TORQUE mN.m	功率 OUTPUT g.cm	转矩 TORQUE mN.m	g.cm	电流 CURRENT A	
PC-JS30ZFL-11340	2.0-4.0	3.0V	22	0.04	16.3	0.113	44.9	457.6	0.076	17.3	1760	0.32

## 其他参数：根据客户的需求设计 Other parameters: according to customer demand for design

外形尺寸 Appearance Size 单位:毫米 Unit: mm



## 电机特性(T-N-I曲线) Motor characteristics (T-N-I curve)



\* 备注：塑胶外壳，内置精密齿轮（齿轮可根据负载选择金属和塑胶）\*  
Note: Plastic housing, built-in precision gear (gear can be selected according to load metal and plastic)

减速比 Reduction Ratio 1 : 160



# PC-JS30ZF

OUTPUT APPROX 0.01-1.5W  
输出功率 约0.01-1.5W

减速电机  
Gear-box motors



### 典型应用 Typical Applications

- Lighting: lawn light / colorful rotating lights / crystal magic ball lights  
灯饰:草坪灯/七彩旋转灯/水晶魔球灯
- Adult Supplies / Showcase / Toys / Actuators  
成人用品/展示柜/玩具/致动器

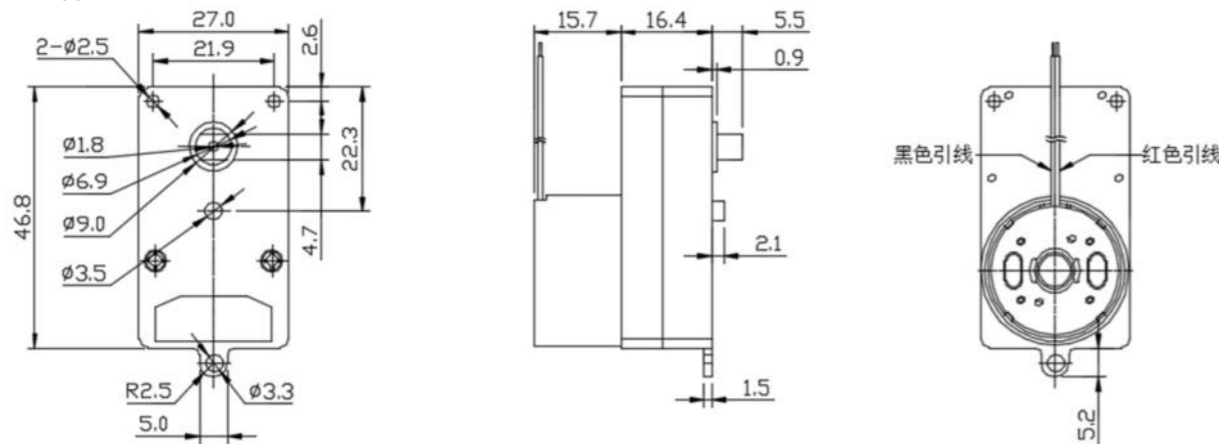
### 电机特性示例 Motor characteristic example

型号 MODEL	电压 VOLTAGE		无负荷 NO LOAD		最大效率点 AT MAXIMUM EFFICIENCY				起动 STALL			
	使用范围 OPERATING RANGE	额定值 NOMINAL	转速 SPEED r/min	电流 CURRENT A	转速 SPEED r/min	电流 CURRENT A	转矩 TORQUE mN.m	g.cm	功率 OUTPUT w	转矩 TORQUE mN.m	g.cm	电流 CURRENT A
PC-JS30ZF-07680	4.0-6.0	5.0V	14	0.02	9.8	0.048	55.6	567	0.057	18.5	1890	0.112

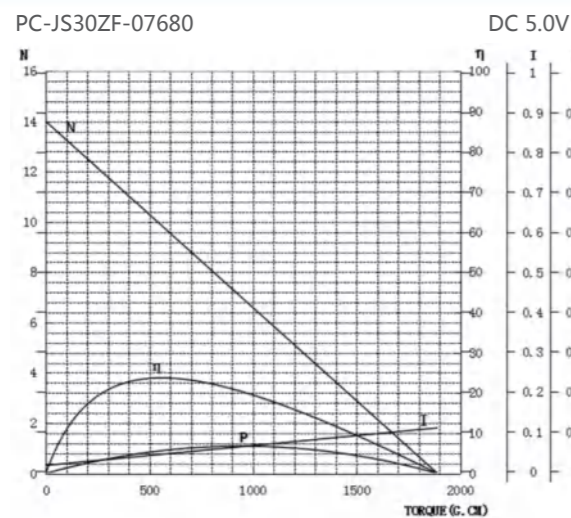
### 其他参数：根据客户的需求设计 Other parameters: according to customer demand for design

外形尺寸 Appearance Size

单位:毫米 Unit: mm



### 电机特性(T-N-I曲线) Motor characteristics (T-N-I curve)



\* 备注：塑胶外壳，内置精密齿轮（齿轮可根据负载选择金属和塑胶）\*  
Note: Plastic housing, built-in precision gear (gear can be selected according to load metal and plastic)

减速比 Reduction Ratio 1 : 210

# PC-JS30DF

OUTPUT APPROX 0.01-1.5W  
输出功率 约0.01-1.5W

减速电机  
Gear-box motors



### 典型应用 Typical Applications

- Lighting: lawn light / colorful rotating lights / crystal magic ball lights  
灯饰:草坪灯/七彩旋转灯/水晶魔球灯
- Adult Supplies / Showcase / Toys / Actuators  
成人用品/展示柜/玩具/致动器

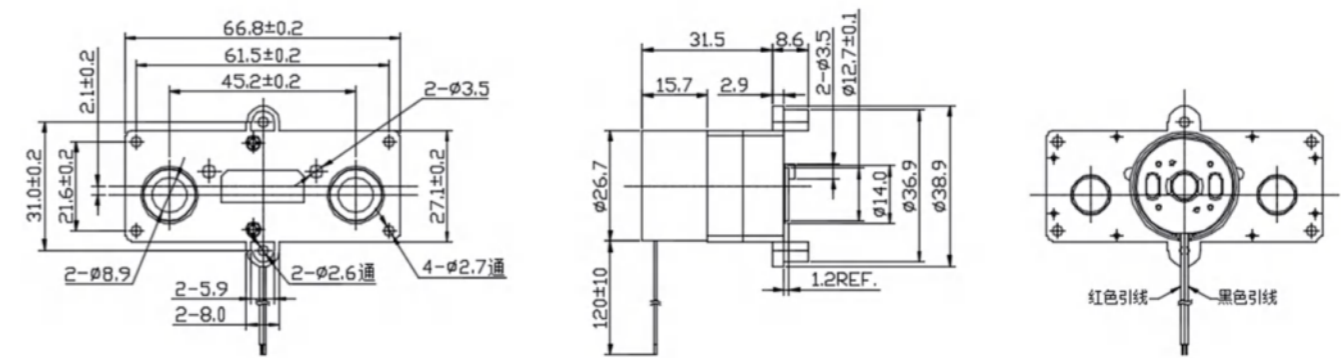
### 电机特性示例 Motor characteristic example

型号 MODEL	电压 VOLTAGE		无负荷 NO LOAD		最大效率点 AT MAXIMUM EFFICIENCY				起动 STALL			
	使用范围 OPERATING RANGE	额定值 NOMINAL	转速 SPEED r/min	电流 CURRENT A	转速 SPEED r/min	电流 CURRENT A	转矩 TORQUE mN.m	g.cm	功率 OUTPUT w	转矩 TORQUE mN.m	g.cm	电流 CURRENT A
PC-JS30DF-10315	2.0-4.0	3.0V	16.00	0.04	11.70	0.112	73.1	745.2	0.089	27.1	2760	0.305

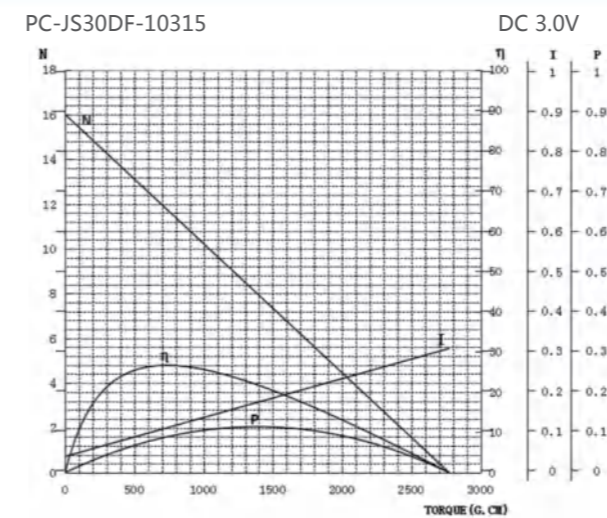
### 其他参数：根据客户的需求设计 Other parameters: according to customer demand for design

外形尺寸 Appearance Size

单位:毫米 Unit: mm



### 电机特性(T-N-I曲线) Motor characteristics (T-N-I curve)



\* 备注：塑胶外壳，内置精密齿轮（齿轮可根据负载选择金属和塑胶）\*  
Note: Plastic housing, built-in precision gear (gear can be selected according to load metal and plastic)

减速比 Reduction Ratio 1 : 230

# PC-JS40

OUTPUT APPROX 0.005-2.5W  
输出功率 约0.005-2.5W

减速电机  
Gear-box motors



### 典型应用 Typical Applications

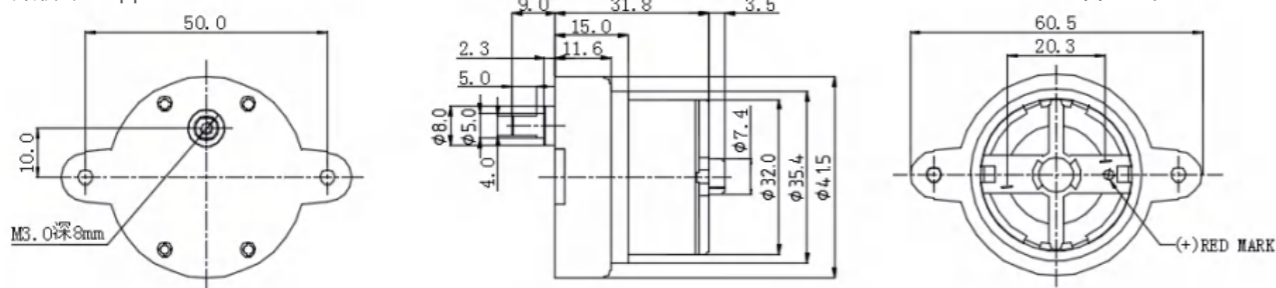
- Lighting: lawn light / colorful rotating lights / crystal magic ball lights  
灯饰:草坪灯/七彩旋转灯/水晶魔球灯
- Craft gift / display cabinet / toy / shaking head fan  
工艺礼品/展示柜/玩具/摇头风扇

### 电机特性示例 Motor characteristic example

型号 MODEL	电压 VOLTAGE		无负荷 NO LOAD		最大效率点 AT MAXIMUM EFFICIENCY				起动 STALL			
	使用范围 OPERATING RANGE	额定值 NOMINAL	转速 SPEED r/min	电流 CURRENT A	转速 SPEED r/min	电流 CURRENT A	转矩 TORQUE mN.m	g.cm	功率 OUTPUT w	转矩 TORQUE mN.m	g.cm	电流 CURRENT A
PC-JS40CF-071500	2.0-4.0	3.0V	1	0.006	0.7	0.01	87.66	894.1	0.007	283.6	2893	0.025
PC-JS40CF-14415	9.0-13.0	12.0V	41	0.065	33.0	0.27	256.1	2612.6	0.88	1309.8	13360	1.1

### 其他参数：根据客户的需求设计 Other parameters: according to customer demand for design

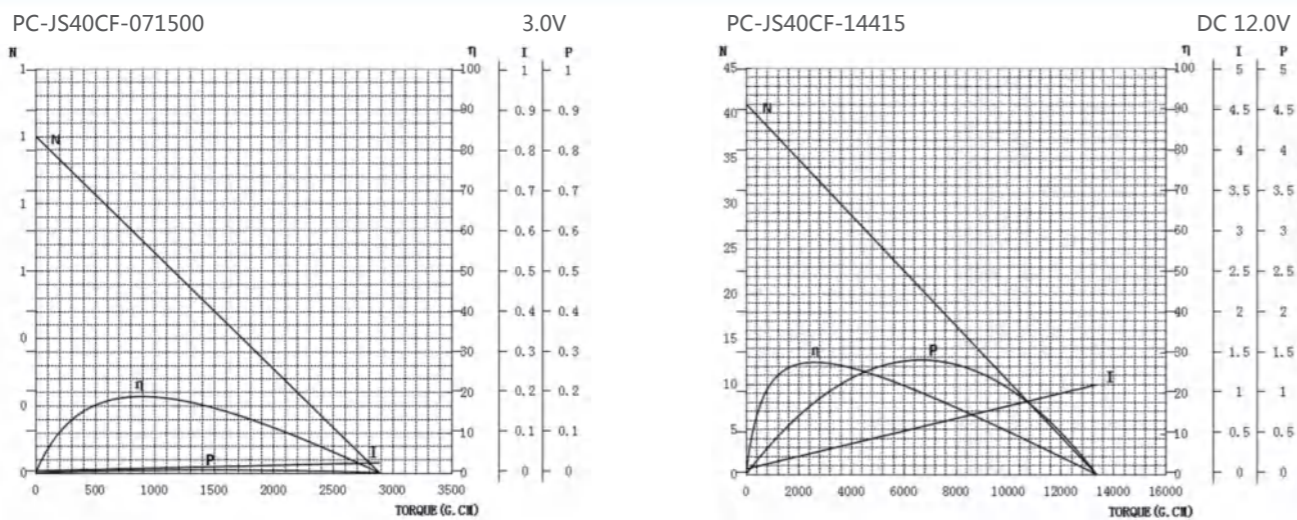
外形尺寸 Appearance Size



\*备注：塑胶外壳，内置精密齿轮（齿轮可根据负载选择金属和塑胶）\*  
Note: Plastic housing, built-in precision gear (gear can be selected according to load metal and plastic)

减速比 Reduction Ratio	1 : 25	1 : 167	1 : 430	/
---------------------	--------	---------	---------	---

### 电机特性(T-N-I曲线) Motor characteristics (T-N-I curve)



# PC-JS50

OUTPUT APPROX 0.01-2.0W  
输出功率 约0.01-2.0W

减速电机  
Gear-box motors



### 典型应用 Typical Applications

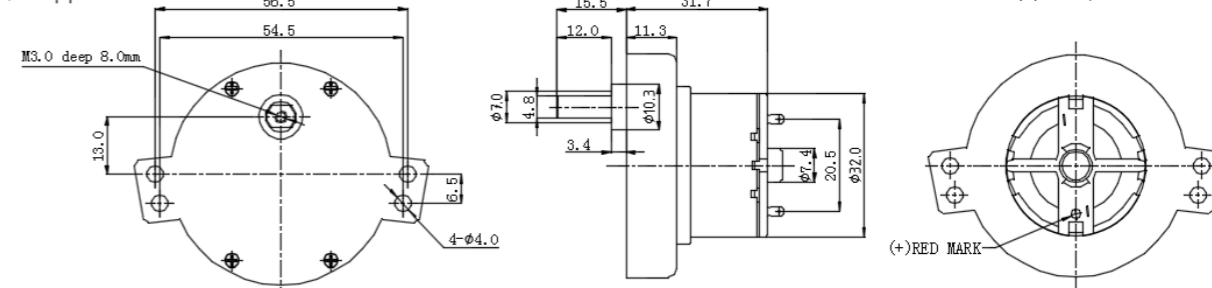
- Lamp / toy / display stand/Craft gift / fan / actuator  
灯饰/玩具/展示架/工艺礼品/风扇/致动器

### 电机特性示例 Motor characteristic example

型号 MODEL	电压 VOLTAGE		无负荷 NO LOAD		最大效率点 AT MAXIMUM EFFICIENCY				起动 STALL			
	使用范围 OPERATING RANGE	额定值 NOMINAL	转速 SPEED r/min	电流 CURRENT A	转速 SPEED r/min	电流 CURRENT A	转矩 TORQUE mN.m	g.cm	功率 OUTPUT w	转矩 TORQUE mN.m	g.cm	电流 CURRENT A
PC-JS50CF-11590	9.0-13.0	12.0V	10	0.05	7.7	0.17	110.5	11270	0.89	4803.9	49000	0.59
PC-JS50CF-071380	20.0-25.0	24.0V	60	0.02	45.6	0.06	165.2	1684.8	0.79	688.2	7020	0.20

### 其他参数：根据客户的需求设计 Other parameters: according to customer demand for design

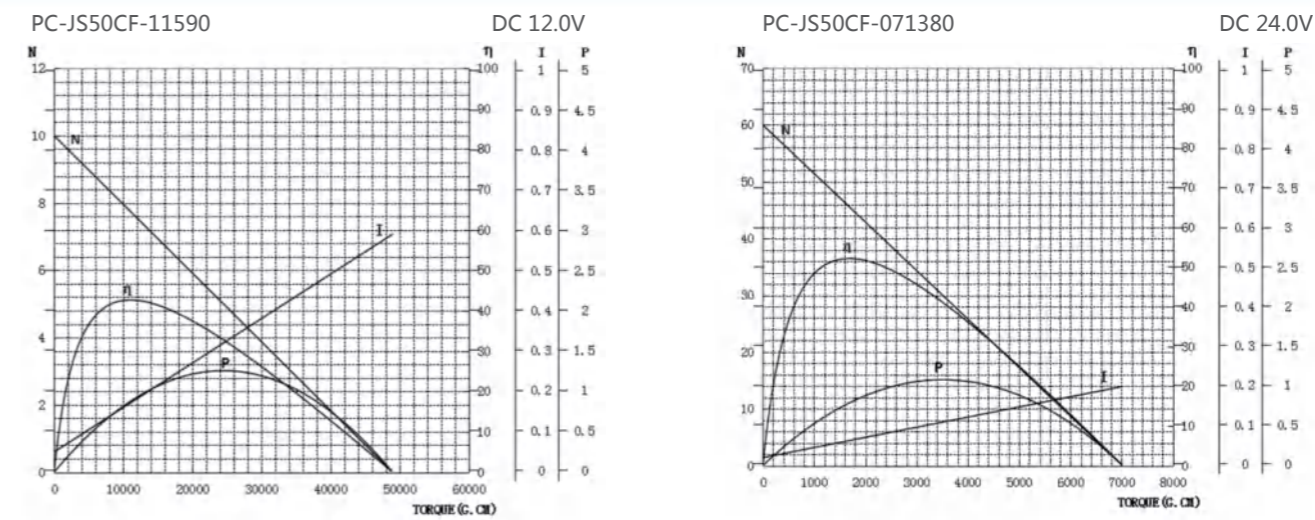
外形尺寸 Appearance Size



\*备注：塑胶外壳，内置精密齿轮（齿轮可根据负载选择金属和塑胶）\*  
Note: Plastic housing, built-in precision gear (gear can be selected according to load metal and plastic)

减速比 Reduction Ratio	1 : 78	1 : 380	1 : 490	1 : 718	/
---------------------	--------	---------	---------	---------	---

### 电机特性(T-N-I曲线) Motor characteristics (T-N-I curve)





# JS50T

OUTPUT APPROX 0.01-3.0W  
输出功率 约0.01-3.0W

减速电机  
Gear-box motors



### 典型应用 Typical Applications

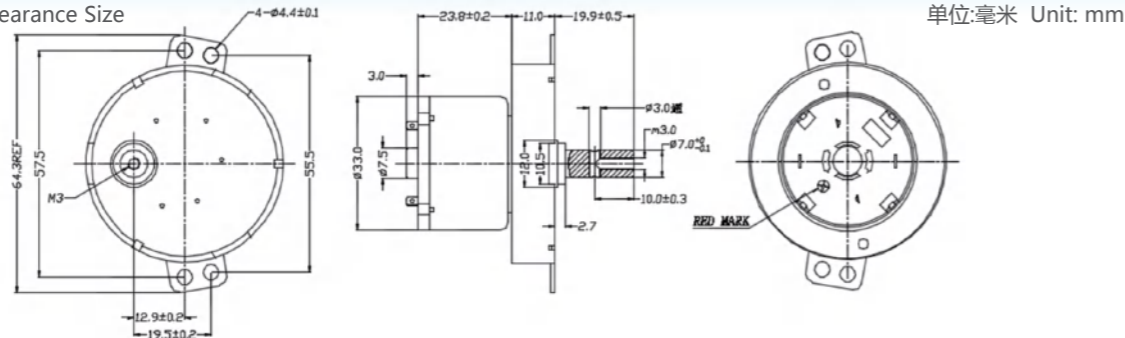
- Lamp / toy / display stand/Craft gift / fan / actuator  
灯饰/玩具/展示架/工艺礼品/风扇/致动器

### 电机特性示例 Motor characteristic example

型号 MODEL	电压 VOLTAGE		无负荷 NO LOAD		最大效率点 AT MAXIMUM EFFICIENCY				起动 STALL			
	使用范围 OPERATING RANGE	额定值 NOMINAL	转速 SPEED r/min	电流 CURRENT A	转速 SPEED r/min	电流 CURRENT A	转矩 TORQUE mN.m	g.cm	功率 OUTPUT w	转矩 TORQUE mN.m	g.cm	电流 CURRENT A
PC-JS50T-22185	4.0-6.0	5.0V	91	0.07	78.3	0.39	77.1	786.2	0.63	550.6	5616	2.40
PC-JS50T-10735	9.0-13.0	12.0V	5.5	0.01	4.6	0.07	608.2	6203.5	0.29	3801.2	38772	0.37

### 其他参数：根据客户的需求设计 Other parameters: according to customer demand for design

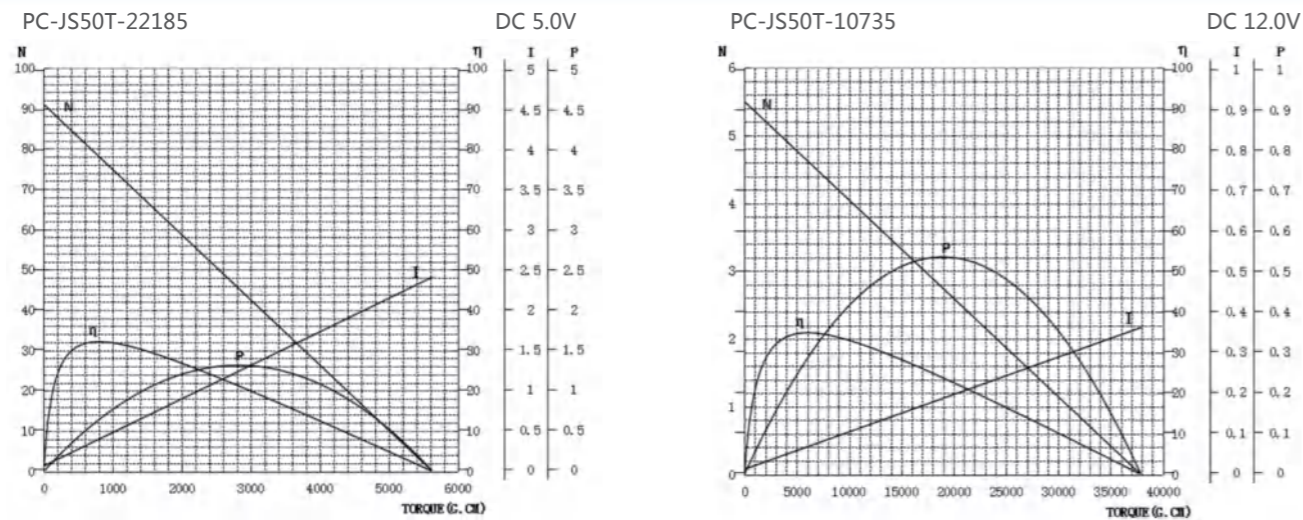
外形尺寸 Appearance Size



\* 备注：金属减速箱，金属齿轮 \* Note: Metal gearbox, metal gear

减速比 Reduction Ratio	1:78	1:157	1:380	1:419	1:718	/
---------------------	------	-------	-------	-------	-------	---

### 电机特性(T-N-I曲线) Motor characteristics (T-N-I curve)



# JS530T

OUTPUT APPROX 0.01-3.0W  
输出功率 约0.01-3.0W

减速电机  
Gear-box motors



### 典型应用 Typical Applications

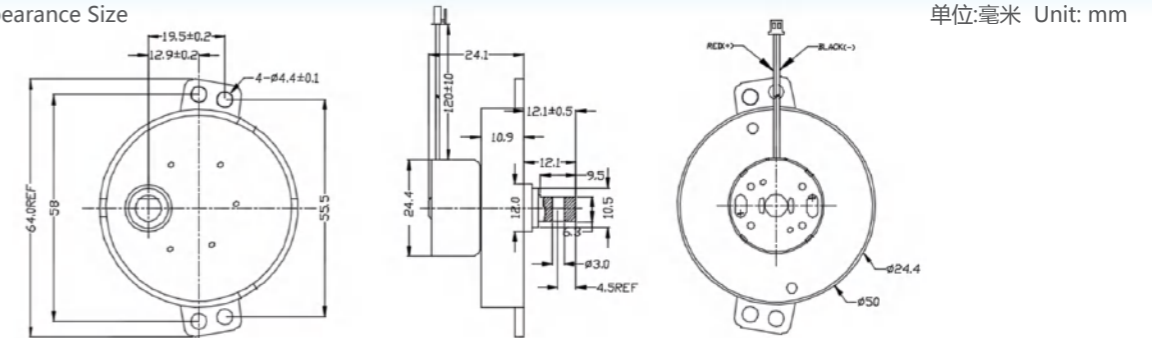
- Lamp / toy / display stand/Craft gift / fan / actuator  
灯饰/玩具/展示架/工艺礼品/风扇/致动器

### 电机特性示例 Motor characteristic example

型号 MODEL	电压 VOLTAGE		无负荷 NO LOAD		最大效率点 AT MAXIMUM EFFICIENCY				起动 STALL			
	使用范围 OPERATING RANGE	额定值 NOMINAL	转速 SPEED r/min	电流 CURRENT A	转速 SPEED r/min	电流 CURRENT A	转矩 TORQUE mN.m	g.cm	功率 OUTPUT w	转矩 TORQUE mN.m	g.cm	电流 CURRENT A
PC-JS50T-22185	4.0-6.0	5.0V	91	0.07	78.3	0.39	77.1	786.2	0.63	550.6	5616	2.40
PC-JS50T-10735	9.0-13.0	12.0V	5.5	0.01	4.6	0.07	608.2	6203.5	0.29	3801.2	38772	0.37

### 其他参数：根据客户的需求设计 Other parameters: according to customer demand for design

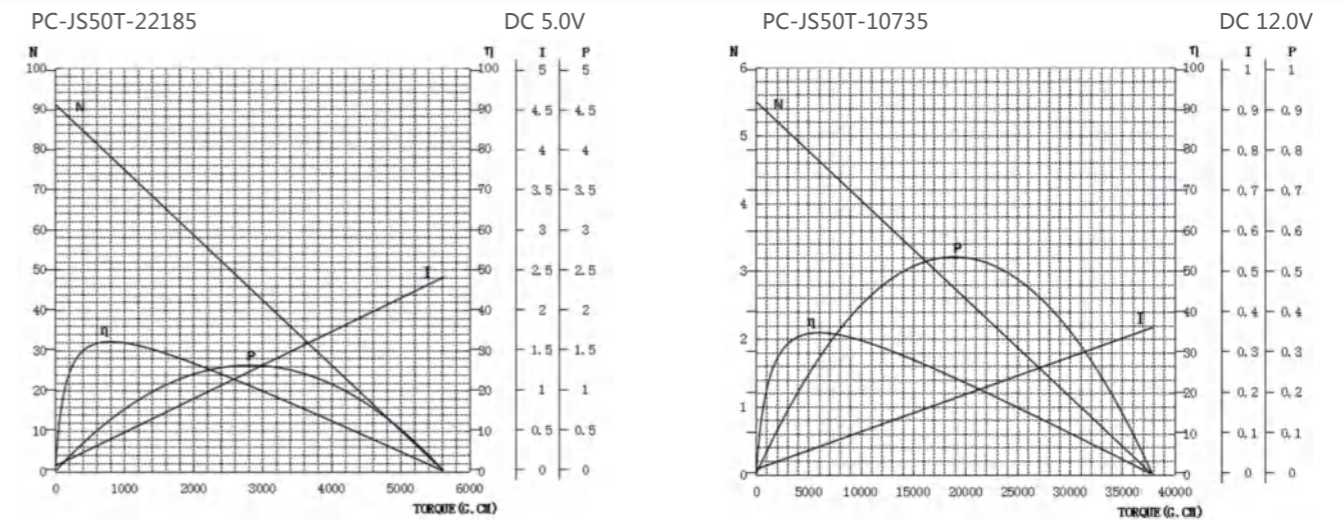
外形尺寸 Appearance Size



\* 备注：金属减速箱，金属齿轮 \* Note: Metal gearbox, metal gear

减速比 Reduction Ratio	1:78	1:157	1:380	1:419	1:718	/
---------------------	------	-------	-------	-------	-------	---

### 电机特性(T-N-I曲线) Motor characteristics (T-N-I curve)



# PC-JS109-300C

OUTPUT APPROX 0.01-1.5W  
输出功率 约0.01-1.5W

减速电机  
Gear-box motors



### 典型应用 Typical Applications

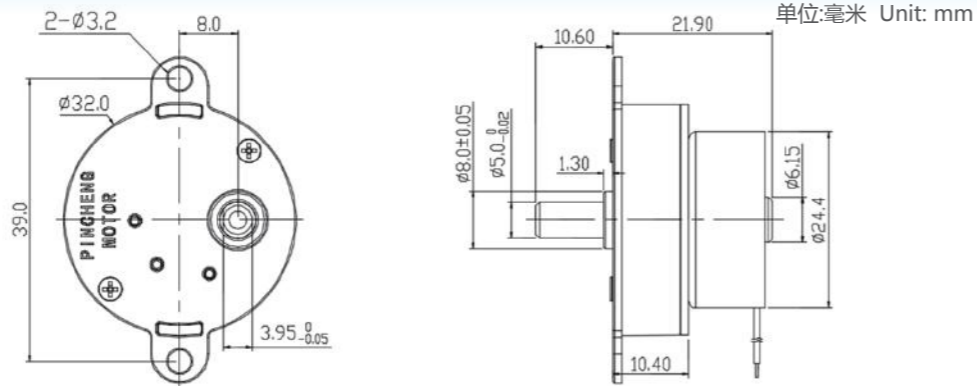
- Lighting: lawn light / colorful rotating lights / crystal magic ball lights  
灯饰:草坪灯/七彩旋转灯/水晶魔球灯
- Adult Supplies / Showcase / Toys / Actuators  
成人用品/展示柜/玩具/致动器

### 电机特性示例 Motor characteristic example

型号 MODEL	电压 VOLTAGE		无负荷 NO LOAD		最大效率点 AT MAXIMUM EFFICIENCY				起动 STALL			
	使用范围 OPERATING RANGE	额定值 NOMINAL	转速 SPEED r/min	电流 CURRENT A	转速 SPEED r/min	电流 CURRENT A	转矩 TORQUE mN.m	功率 OUTPUT w	转矩 TORQUE mN.m	转矩 TORQUE g.cm	电流 CURRENT A	
PC-JS109-300C-14104	1.0-3.0	1.5V	55	0.08	41.3	0.247	31.2	318.3	0.135	12.5	1273	0.746

### 其他参数：根据客户的需求设计 Other parameters: according to customer demand for design

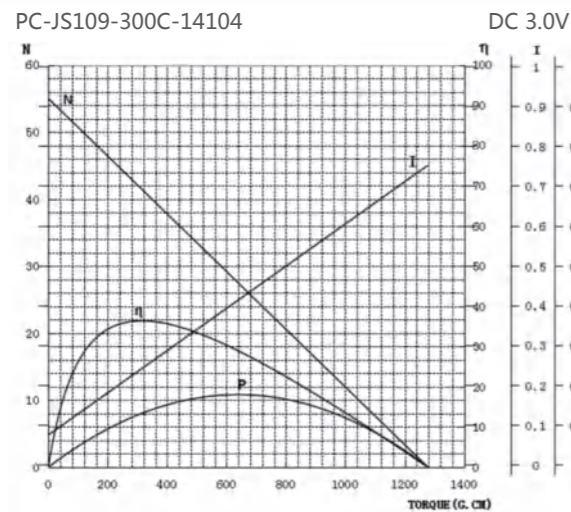
外形尺寸 Appearance Size



\* 备注：金属减速箱，金属齿轮 \* Note: Metal gearbox, metal gear

减速比 Reduction Ratio	1:109	1:180	/
------------------------	-------	-------	---

### 电机特性(T-N-I曲线) Motor characteristics (T-N-I curve)



# PC-JS109-500C

OUTPUT APPROX 0.1-5W  
输出功率 约0.1-5W

减速电机  
Gear-box motors



### 典型应用 Typical Applications

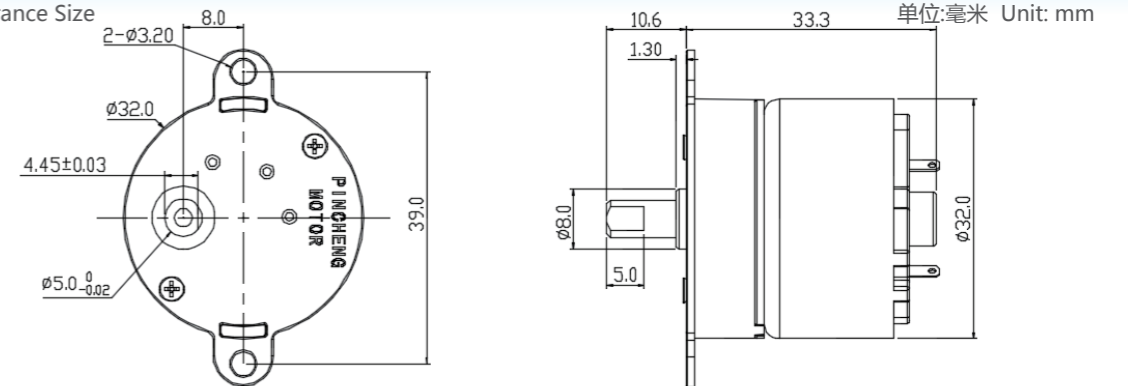
- Lighting: lawn light / colorful rotating lights / crystal magic ball lights  
灯饰:草坪灯/七彩旋转灯/水晶魔球灯
- Adult Supplies / Showcase / Toys / Actuators  
成人用品/展示柜/玩具/致动器

### 电机特性示例 Motor characteristic example

型号 MODEL	电压 VOLTAGE		无负荷 NO LOAD		最大效率点 AT MAXIMUM EFFICIENCY				起动 STALL			
	使用范围 OPERATING RANGE	额定值 NOMINAL	转速 SPEED r/min	电流 CURRENT A	转速 SPEED r/min	电流 CURRENT A	转矩 TORQUE mN.m	功率 OUTPUT w	转矩 TORQUE mN.m	转矩 TORQUE g.cm	电流 CURRENT A	
PC-JS109-500C-09868	9.0-13.0	12.0V	16	0.013	13.1	0.057	190.6	1944	0.262	105.9	10800	0.255

### 其他参数：根据客户的需求设计 Other parameters: according to customer demand for design

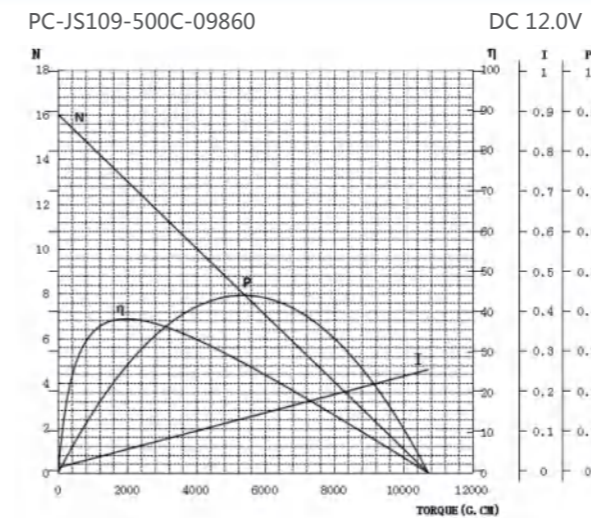
外形尺寸 Appearance Size



\* 备注：金属减速箱，金属齿轮 \* Note: Metal gearbox, metal gear

减速比 Reduction Ratio	1:109	1:180	/
------------------------	-------	-------	---

### 电机特性(T-N-I曲线) Motor characteristics (T-N-I curve)





# PC-PM16F-030SA

OUTPUT APPROX 0.2-1.5W  
输出功率 约0.2-1.5W

行星减速电机  
Planetary gear motor



### 典型应用 Typical Applications

- Electronic door lock/Monitor/Printer/Robot/Optic equipment/Precision instrument  
电子门锁 / 监视 / 打印机 / 机器人 / 光纤设备 / 精密仪器
- Bank equipment/Safe box/Paper feeder/Intelligent gas meter/Tissue machine  
银行设备 / 保险箱 / 供纸盒 / 智能燃气表 / 卫生纸机

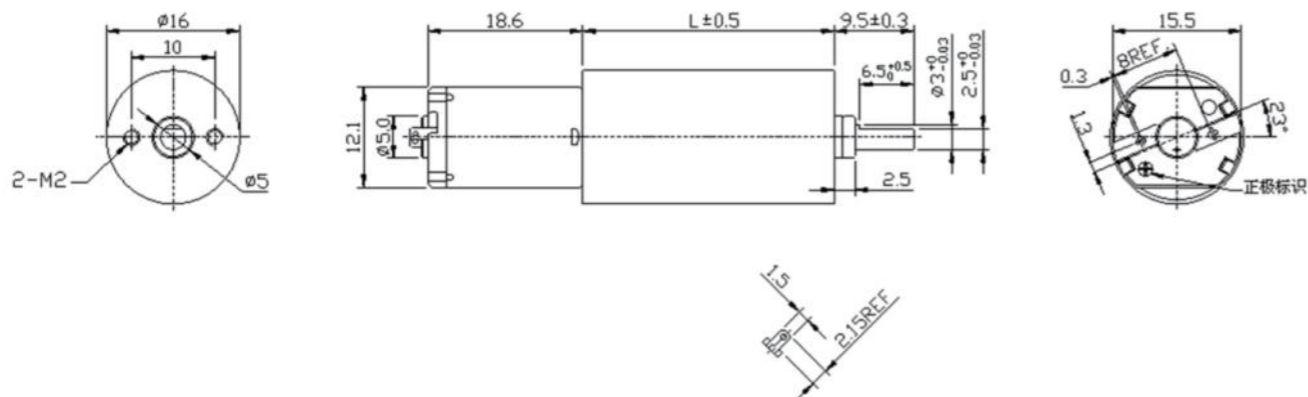
### 行星减速电机特性示例 Planetary geared motors feature examples

型号 MODEL	减速比 OPERATING RANGE	电压 VOLTAGE		无负荷 NO LOAD		最大效率点 AT MAXIMUM EFFICIENCY					起动 STALL		
		使用范围 OPERATING RANGE	额定值 NOMINAL	转速 SPEED r/min	电流 CURRENT A	转速 SPEED r/min	电流 CURRENT A	转矩 TORQUE mN.m	转矩 TORQUE g.cm	功率 OUTPUT w	转矩 TORQUE mN.m	转矩 TORQUE g.cm	电流 CURRENT A
PC-PM16F-030SA 06370-276	1:276	4.0-7.0	6.0V	24.6	0.040	16.5	0.080	71.3	727.3	0.123	216.08	2204	0.16
PC-PM16F-030SA 10205-17	1:17	3.0-6.0	5.0V	633	0.060	481.1	0.187	9.4	96.0	0.474	39.2	400	0.59

### 其他参数：根据客户的需求设计 Other parameters: according to customer demand for design

外形尺寸 Appearance Size

单位:毫米 Unit: mm



\* 备注：行星减速箱 \* Note:planetary gearboxes

### 行星减速箱减速比，额定允许扭力，箱体长度 Planetary gearbox reduction ratio, rated torque sufficient promise, box length

减速比 Reduction Ratio	1:3.5	1:4.8	1:12	1:17	1:23	1:43	1:58	1:79	1:107	1:150	1:204	1:276
L	16.4		20.6			24.8			29			
Rated maximum allowable torque (Kg.cm) 额定允许最大扭力(Kg.cm)	2	2	2.5	2.5	2.5	3	3	3	3	3.5	3.5	3.5
减速比 Reduction Ratio	1:375	1:509	1:713	1:967	1:1313	1:1782	1:2418	/	/	/	/	/
L	16.4		37.6			/	/	/	/	/	/	/
Rated maximum allowable torque (Kg.cm) 额定允许最大扭力(Kg.cm)	3.5	3.5	4	4	4	4	4	/	/	/	/	/

# PC-PM16F-050SA

OUTPUT APPROX 0.2-2W  
输出功率 约0.2-2W

行星减速电机  
Planetary gear motor



### 典型应用 Typical Applications

- Electronic door lock/Monitor/Printer/Robot/Optic equipment/Precision instrument  
电子门锁 / 监视 / 打印机 / 机器人 / 光纤设备 / 精密仪器
- Bank equipment/Safe box/Paper feeder/Intelligent gas meter/Tissue machine  
银行设备 / 保险箱 / 供纸盒 / 智能燃气表 / 卫生纸机

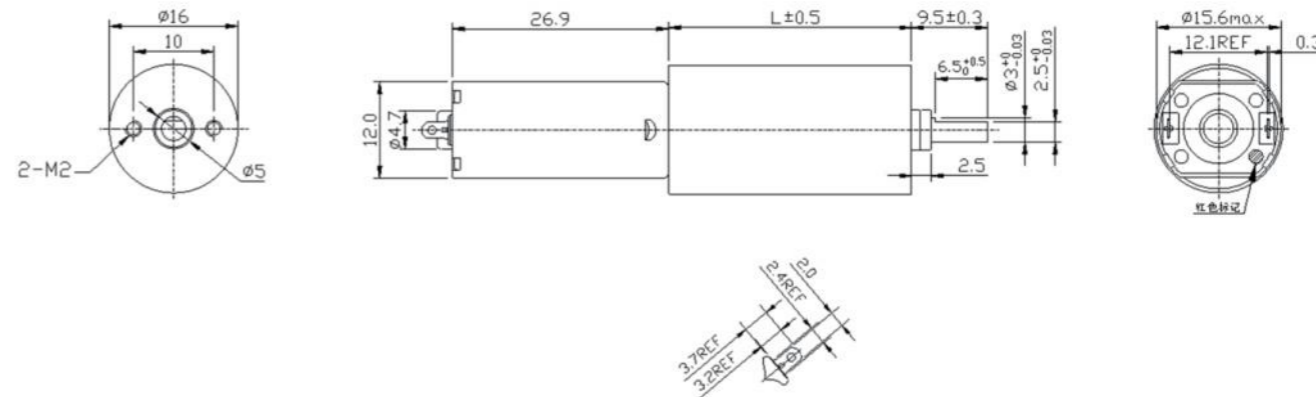
### 行星减速电机特性示例 Planetary geared motors feature examples

型号 MODEL	减速比 OPERATING RANGE	电压 VOLTAGE		无负荷 NO LOAD		最大效率点 AT MAXIMUM EFFICIENCY					起动 STALL		
		使用范围 OPERATING RANGE	额定值 NOMINAL	转速 SPEED r/min	电流 CURRENT A	转速 SPEED r/min	电流 CURRENT A	转矩 TORQUE mN.m	转矩 TORQUE g.cm	功率 OUTPUT w	转矩 TORQUE mN.m	转矩 TORQUE g.cm	电流 CURRENT A
PC-PM16F-050SA 06335-204	1:204	10.0-13.0	12.0V	40	0.035	28.0	0.082	99.0	1009.8	0.290	330.0	3366	0.19
PC-PM16F-050SA 1488-43	1:43	3.0-6.0	5.0V	302	0.175	229.5	0.565	446.9	43.8	1.052	182.5	1862	1.80

### 其他参数：根据客户的需求设计 Other parameters: according to customer demand for design

外形尺寸 Appearance Size

单位:毫米 Unit: mm



\* 备注：行星减速箱 \* Note:planetary gearboxes

### 行星减速箱减速比，额定允许扭力，箱体长度 Planetary gearbox reduction ratio, rated torque sufficient promise, box length

减速比 Reduction Ratio	1:3.5	1:4.8	1:12	1:17	1:23	1:43	1:58	1:79	1:107	1:150	1:204	1:276
L	16.4		20.6			24.8			29			
Rated maximum allowable torque (Kg.cm) 额定允许最大扭力(Kg.cm)	2	2	2.5	2.5	2.5	3	3	3	3	3.5	3.5	3.5
减速比 Reduction Ratio	1:375	1:509	1:713	1:967	1:1313	1:1782	1:2418	/	/	/	/	/
L	16.4		37.6			/	/	/	/	/	/	/
Rated maximum allowable torque (Kg.cm) 额定允许最大扭力(Kg.cm)	3.5	3.5	4	4	4	4	4	/	/	/	/	/

# PC-PM22K-130SH

OUTPUT APPROX 0.3-10W  
输出功率 约0.3-10W

行星减速电机  
Planetary gear motor



## 典型应用 Typical Applications

- Medical Devices / Personal Care Products / Power Tools / Office Equipment  
医疗器械 / 个人护理产品 / 电动工具 / 办公设备
- Security Products / Banking Equipment / Automation / Smart Home Products  
安防产品 / 银行设备 / 自动化设备 / 智能家居产品

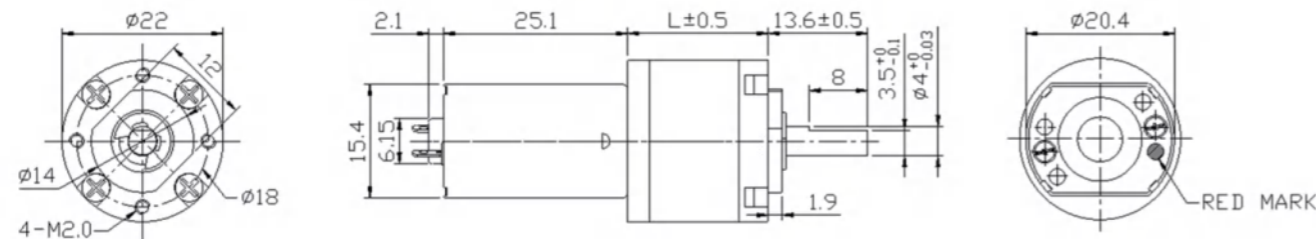
## 行星减速电机特性示例 Planetary geared motors feature examples

型号 MODEL	减速比 OPERATING RANGE	电压 VOLTAGE		无负荷 NO LOAD		最大效率点 AT MAXIMUM EFFICIENCY					起动 STALL		
		使用范围 OPERATING RANGE	额定值 NOMINAL	转速 SPEED r/min	电流 CURRENT A	转速 SPEED r/min	电流 CURRENT A	转矩 TORQUE mN.m	g.cm	功率 OUTPUT w	转矩 TORQUE mN.m	g.cm	电流 CURRENT A
PC-PM22F-130SHV-11340-204	1:204	5.0-9.0	7.5V	30	0.060	22.2	0.177	185.3	1890.2	0.430	712.7	7270	0.51
PC-PM22K-130SHV-13205-107	1:107	9.0-14.0	12.0V	134	0.120	108.5	0.515	198.6	2025.8	2.255	1045.3	10662	2.20

## 其他参数：根据客户的需求设计 Other parameters: according to customer demand for design

外形尺寸 Appearance Size

单位:毫米 Unit: mm



\* 备注：行星减速箱 \* Note:planetary gearboxes

## 行星减速箱减速比，额定允许扭力，箱体长度 Planetary gearbox reduction ratio, rated torque sufficient promise, box length

减速比 Reduction Ratio	1:3.5	1:4.8	1:12	1:17	1:23	1:43	1:58	1:79	1:107	1:150	1:204	1:276
L	14.2		18.8			23.4			28			
Rated maximum allowable torque (Kg.cm) 额定允许最大扭力(Kg.cm)	2	2	3	3	3	4	4	4	4	5	5	5
减速比 Reduction Ratio	1:375	1:509	1:713	1:967	1:1313	1:1782	1:2418	/	/	/	/	/
L	28		32.6			/	/	/	/	/	/	/
Rated maximum allowable torque (Kg.cm) 额定允许最大扭力(Kg.cm)	5	5	6	6	6	6	6	/	/	/	/	/

# PC-PM22K-180SH

OUTPUT APPROX 0.3-17W  
输出功率 约0.3-17W

行星减速电机  
Planetary gear motor



## 典型应用 Typical Applications

- Medical Devices / Personal Care Products / Power Tools / Office Equipment  
医疗器械 / 个人护理产品 / 电动工具 / 办公设备
- Security Products / Banking Equipment / Automation / Smart Home Products  
安防产品 / 银行设备 / 自动化设备 / 智能家居产品

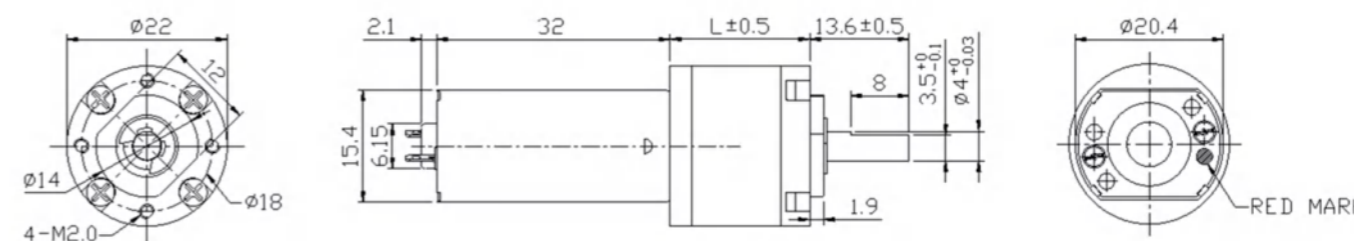
## 行星减速电机特性示例 Planetary geared motors feature examples

型号 MODEL	减速比 OPERATING RANGE	电压 VOLTAGE		无负荷 NO LOAD		最大效率点 AT MAXIMUM EFFICIENCY					起动 STALL		
		使用范围 OPERATING RANGE	额定值 NOMINAL	转速 SPEED r/min	电流 CURRENT A	转速 SPEED r/min	电流 CURRENT A	转矩 TORQUE mN.m	g.cm	功率 OUTPUT w	转矩 TORQUE mN.m	g.cm	电流 CURRENT A
PC-PM22K-180SHV-12240-150	1:150	9.0-13.0	12.0V	52	0.075	40.6	0.272	285.7	2914.1	1.212	1298.6	13246	0.97
PC-PM22K-180SHV-09400-79	1:79	20.0-25.0	24.0V	117	0.050	91.3	0.184	187.7	1914.4	1.792	853.1	8702	0.66

## 其他参数：根据客户的需求设计 Other parameters: according to customer demand for design

外形尺寸 Appearance Size

单位:毫米 Unit: mm



\* 备注：行星减速箱 \* Note:planetary gearboxes

## 行星减速箱减速比，额定允许扭力，箱体长度 Planetary gearbox reduction ratio, rated torque sufficient promise, box length

减速比 Reduction Ratio	1:3.5	1:4.8	1:12	1:17	1:23	1:43	1:58	1:79	1:107	1:150	1:204	1:276
L	14.2		18.8			23.4			28			
Rated maximum allowable torque (Kg.cm) 额定允许最大扭力(Kg.cm)	2	2	3	3	3	4	4	4	4	5	5	5
减速比 Reduction Ratio	1:375	1:509	1:713	1:967	1:1313	1:1782	1:2418	/	/	/	/	/
L	28		32.6			/	/	/	/	/	/	/
Rated maximum allowable torque (Kg.cm) 额定允许最大扭力(Kg.cm)	5	5	6	6	6	6	6	/	/	/	/	/



# PC-PM28K-380SH

OUTPUT APPROX 1.0-55W  
输出功率 约1.0-55W

行星减速电机  
Planetary gear motor



## 典型应用 Typical Applications

- Medical Devices / Personal Care Products / Power Tools / Office Equipment  
医疗器械 / 个人护理产品 / 电动工具 / 办公设备
- Security Products / Banking Equipment / Automation / Smart Home Products  
安防产品 / 银行设备 / 自动化设备 / 智能家居产品

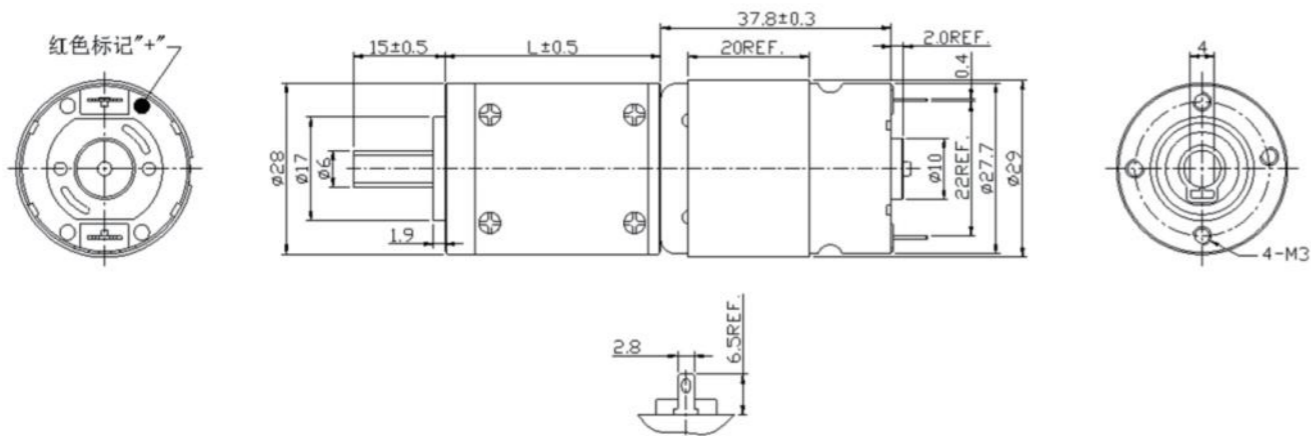
## 行星减速电机特性示例 Planetary geared motors feature examples

型号 MODEL	减速比 OPERATING RANGE	电压 VOLTAGE		无负荷 NO LOAD		最大效率点 AT MAXIMUM EFFICIENCY					起动 STALL		
		使用范围 OPERATING RANGE	额定值 NOMINAL	转速 SPEED r/min	电流 CURRENT A	转速 SPEED r/min	电流 CURRENT A	转矩 TORQUE mN.m	转矩 TORQUE g.cm	功率 OUTPUT w	转矩 TORQUE mN.m	电流 CURRENT A	
PC-PM28K-380SHV-25100-71	1:71	3.0-6.0	5.0V	70	0.150	57.4	0.717	293.6	2994.7	1.763	1631.1	16637	3.30
PC-PM28K-380SHV-12300-189	1:189	20.0-25.0	24.0V	42	0.095	32.8	0.329	955.1	9742.3	3.273	4341.5	44283	1.16

## 其他参数：根据客户的需求设计 Other parameters: according to customer demand for design

外形尺寸 Appearance Size

单位:毫米 Unit: mm



\* 备注：行星减速箱 \* Note: planetary gearboxes

## 行星减速箱减速比，额定允许扭力，箱体长度 Planetary gearbox reduction ratio, rated torque sufficient promise, box length

减速比 Reduction Ratio	1:3.7	1:5.2	1:14	1:19	1:27	1:51	1:71	1:100	1:139	1:189	1:264	1:369
L	27.5		35.5				43.5				51.5	
Rated maximum allowable torque (Kg.cm) 额定允许最大扭力(Kg.cm)	3	3	6	6	6	8	10	10	10	15	20	20
减速比 Reduction Ratio	1:515	1:721	/	/	/	/	/	/	/	/	/	/
L	51.5		/	/	/	/	/	/	/	/	/	/
Rated maximum allowable torque (Kg.cm) 额定允许最大扭力(Kg.cm)	20	20	/	/	/	/	/	/	/	/	/	/

# PC-PM32K-555SH

OUTPUT APPROX 2.0-95W  
输出功率 约2.0-95W

行星减速电机  
Planetary gear motor



## 典型应用 Typical Applications

- Medical Devices / Personal Care Products / Power Tools / Office Equipment  
医疗器械 / 个人护理产品 / 电动工具 / 办公设备
- Security Products / Banking Equipment / Automation / Smart Home Products  
安防产品 / 银行设备 / 自动化设备 / 智能家居产品

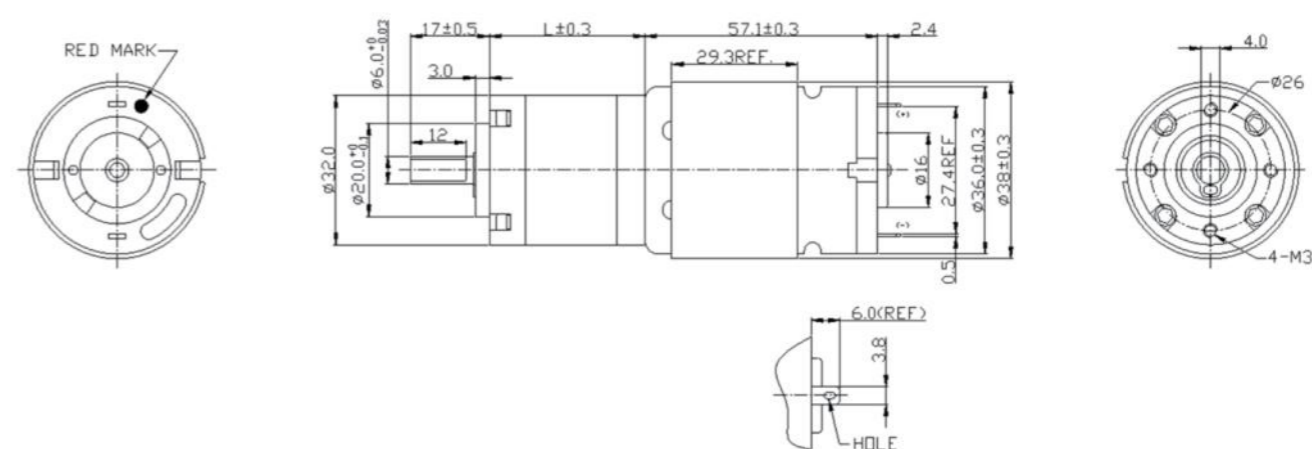
## 行星减速电机特性示例 Planetary geared motors feature examples

型号 MODEL	减速比 OPERATING RANGE	电压 VOLTAGE		无负荷 NO LOAD		最大效率点 AT MAXIMUM EFFICIENCY					起动 STALL		
		使用范围 OPERATING RANGE	额定值 NOMINAL	转速 SPEED r/min	电流 CURRENT A	转速 SPEED r/min	电流 CURRENT A	转矩 TORQUE mN.m	转矩 TORQUE g.cm	功率 OUTPUT w	转矩 TORQUE mN.m	电流 CURRENT A	
PC-PM32K-555SH-3544-71	1:71	9.0-13.0	12.0V	101	0.300	84.8	1.580	1168.3	11916.8	10.369	7302.0	74480	8.30
PC-PM32K-555SH-2787-264	1:264	9.0-13.0	12.0V	13	0.150	10.8	0.771	3514.0	35842	3.966	20764.1	211794	3.80

## 其他参数：根据客户的需求设计 Other parameters: according to customer demand for design

外形尺寸 Appearance Size

单位:毫米 Unit: mm



\* 备注：行星减速箱 \* Note: planetary gearboxes

## 行星减速箱减速比，额定允许扭力，箱体长度 Planetary gearbox reduction ratio, rated torque sufficient promise, box length

减速比 Reduction Ratio	1:3.7	1:5.2	1:14	1:19	1:27	1:51	1:71	1:100	1:139	1:189	1:264	1:369
L	27.5		35.5				43.5				51.5	
Rated maximum allowable torque (Kg.cm) 额定允许最大扭力(Kg.cm)	3	3	6	6	6	8	10	10	10	15	20	20
减速比 Reduction Ratio	1:515	1:721	/	/	/	/	/	/	/	/	/	/
L	51.5		/	/	/	/	/	/	/	/	/	/
Rated maximum allowable torque (Kg.cm) 额定允许最大扭力(Kg.cm)	20	20	/	/	/	/	/	/	/	/	/	/

# PC-PM36K-555SH

OUTPUT APPROX 2.0-100W  
输出功率 约2.0-100W

行星减速电机  
Planetary gear motor



## 典型应用 Typical Applications

- Medical Devices / Personal Care Products / Power Tools / Office Equipment  
医疗器械 / 个人护理产品 / 电动工具 / 办公设备
- Security Products / Banking Equipment / Automation / Smart Home Products  
安防产品 / 银行设备 / 自动化设备 / 智能家居产品

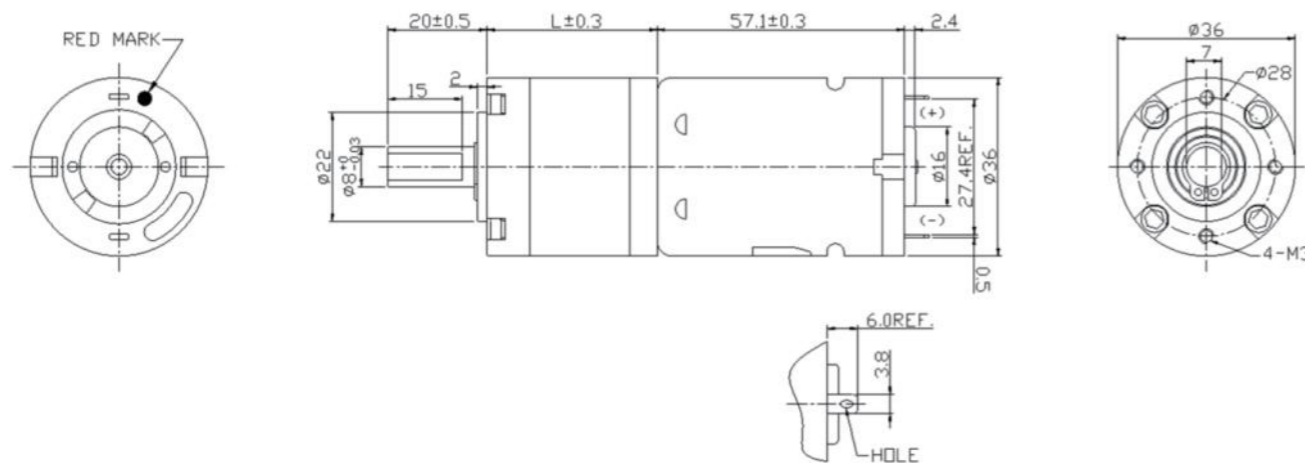
## 行星减速电机特性示例 Planetary geared motors feature examples

型号 MODEL	减速比 OPERATING RANGE	电压 VOLTAGE		无负荷 NO LOAD		最大效率点 AT MAXIMUM EFFICIENCY					起动 STALL		
		使用范围 OPERATING RANGE	额定值 NOMINAL	转速 SPEED r/min	电流 CURRENT A	转速 SPEED r/min	电流 CURRENT A	转矩 TORQUE mN.m	转矩 TORQUE g.cm	功率 OUTPUT w	转矩 TORQUE mN.m	电流 CURRENT A	
PC-PM36K-555SH-2787-264	1:246	9.0-13.0	12.0V	13	0.150	10.8	0.771	3514.0	35842	3.966	20764.1	211794	3.80
PC-PM36K-555SH-3544-71	1:71	9.0-13.0	12.0V	101	0.300	84.8	1.580	1168.3	11916.8	10.369	7302.0	74480	8.30

## 其他参数：根据客户的需求设计 Other parameters: according to customer demand for design

外形尺寸 Appearance Size

单位:毫米 Unit: mm



\* 备注：行星减速箱 \* Note: planetary gearboxes

## 行星减速箱减速比，额定允许扭力，箱体长度 Planetary gearbox reduction ratio, rated torque sufficient promise, box length

减速比 Reduction Ratio	1:3.7	1:5.2	1:14	1:19	1:27	1:51	1:71	1:100	1:139	1:189	1:264	1:369
L	26.5		34.5			42.5			50.5			
Rated maximum allowable torque (Kg.cm) 额定允许最大扭力(Kg.cm)	6	6	10	10	10	15	20	20	25	30	30	45
减速比 Reduction Ratio	1:515	1:721	1:977	1:1367	1:1910	1:2671	1:3736	/	/	/	/	/
L	50.5		58.5			/	/	/	/	/	/	/
Rated maximum allowable torque (Kg.cm) 额定允许最大扭力(Kg.cm)	45	45	45	45	45	45	45	/	/	/	/	/

# PC-PM42K-775SH

OUTPUT APPROX 20-300W  
输出功率 约20-300W

行星减速电机  
Planetary gear motor



## 典型应用 Typical Applications

- Medical Devices / Personal Care Products / Power Tools / Office Equipment  
医疗器械 / 个人护理产品 / 电动工具 / 办公设备
- Security Products / Banking Equipment / Automation / Smart Home Products  
安防产品 / 银行设备 / 自动化设备 / 智能家居产品

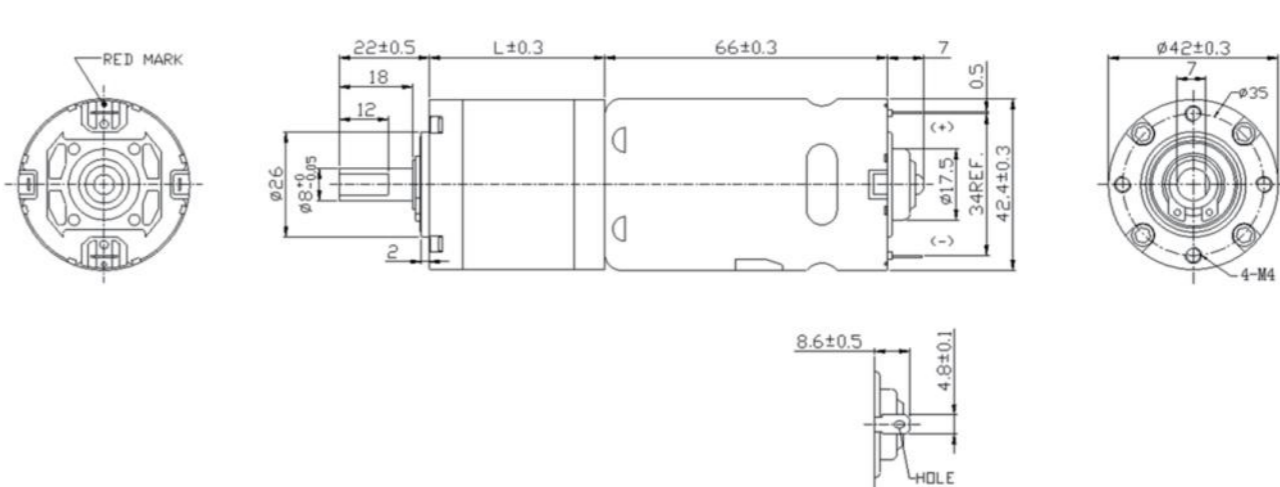
## 行星减速电机特性示例 Planetary geared motors feature examples

型号 MODEL	减速比 OPERATING RANGE	电压 VOLTAGE		无负荷 NO LOAD		最大效率点 AT MAXIMUM EFFICIENCY					起动 STALL		
		使用范围 OPERATING RANGE	额定值 NOMINAL	转速 SPEED r/min	电流 CURRENT A	转速 SPEED r/min	电流 CURRENT A	转矩 TORQUE mN.m	转矩 TORQUE g.cm	功率 OUTPUT w	转矩 TORQUE mN.m	电流 CURRENT A	
PC-PM42K-775SH-4043-25	1:25	18.0-25.0	24.0V	380	0.510	330.6	3.360	1362.2	13894	47.113	10478.4	106880	22.40
PC-PM42K-775SH-4043-92	1:92	18.0-25.0	24.0V	103	0.520	89.6	3.360	4517.7	4517.7	42.352	34752.0	354470	22.40

## 其他参数：根据客户的需求设计 Other parameters: according to customer demand for design

外形尺寸 Appearance Size

单位:毫米 Unit: mm






\* 备注：行星减速箱 \* Note: planetary gearboxes

## 行星减速箱减速比，额定允许扭力，箱体长度 Planetary gearbox reduction ratio, rated torque sufficient promise, box length

减速比 Reduction Ratio	1:3.7	1:5	1:13	1:18	1:25	1:49	1:67	1:92	1:125	1:181	1:246	1:336
L	33.5		43.5			53.5			63.5			
Rated maximum allowable torque (Kg.cm) 额定允许最大扭力(Kg.cm)	8	8	15	15	15	25	30	40	40	50	50	50
减速比 Reduction Ratio	1:458	1:625	/	/	/	/	/	/	/	/	/	/
L	63.5		/	/	/	/	/	/	/	/	/	/
Rated maximum allowable torque (Kg.cm) 额定允许最大扭力(Kg.cm)	50	50	/	/	/	/	/	/	/	/	/	/



# PUMP & VALVE SERIES 泵阀系列



公司同时还研发与制造微型隔膜泵、水泵、真空泵、充气泵及微型电磁阀、水阀等精密控制产品。配合医疗电子、按摩器械、美容美体、家用电器、卫浴、检测分析等领域提供专业泵阀产品解决方案。

**欢迎咨询!**

